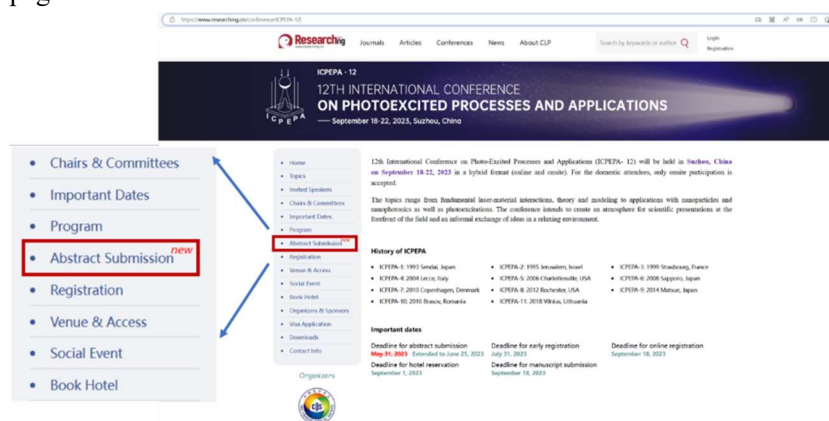


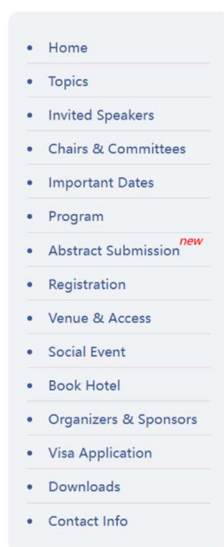
# 12th International Conference on Photo-Excited Processes and Applications (ICPEPA- 12)

## Submission Guidelines

1. Go to the conference website home page (<https://www.researching.cn/conference/ICPEPA-12>)
2. Click “Abstract Submission” on the left side of the home page to enter the abstract submission instructions page.



3. Click “Abstract Submission”

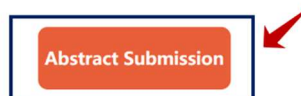


### Abstract Submission

**Abstract Submission Deadline: 25 June, 2023**

**Abstract should not exceed one page in length** for technical review by the reviewers. It should contain enough detail to clearly convey the approach and the results of the research. Please download [Abstract Template](#) and use the styles predefined in the file.

Notification of Abstract Acceptance: Abstract submission will be notified of acceptance or rejection by e-mail by 30 June, 2023

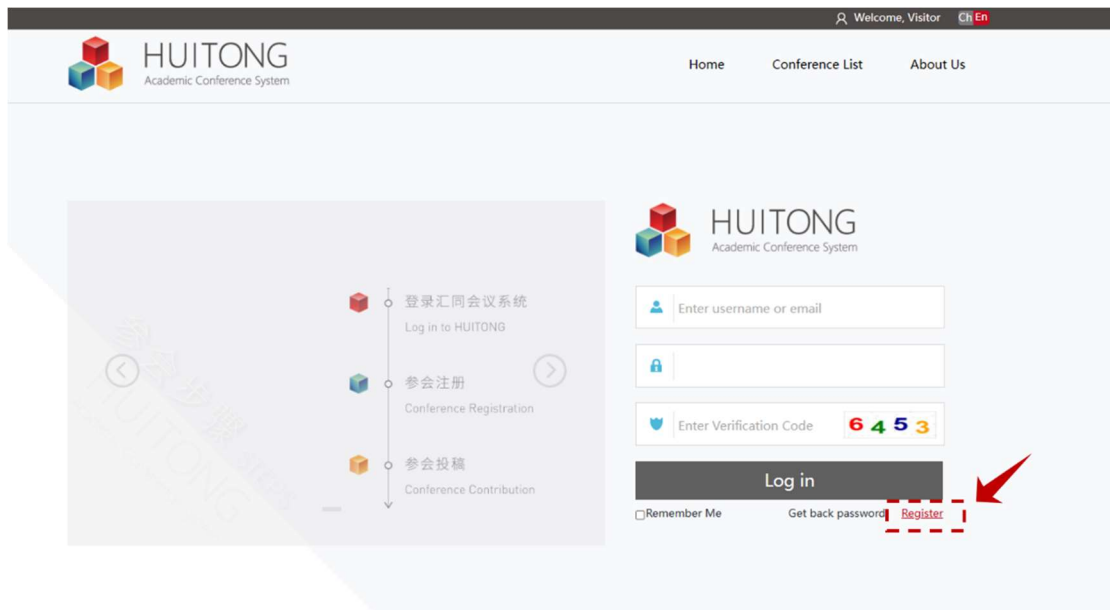


4. Log in to your HUITONG account.

The screenshot shows the HUITONG Academic Conference System login page. The page has a dark header with 'Welcome, Visitor' and 'Ch En' language selector. The main navigation bar includes 'Home', 'Conference List', and 'About Us'. On the left, a sidebar lists three steps: '登录汇同会议系统' (Log in to HUITONG), '参会注册' (Conference Registration), and '参会投稿' (Conference Contribution). The central area features a login form with a red border. The form includes a text input for 'Enter username or email', a text input for 'Enter Verification Code' (which shows the code '6882'), and a 'Log in' button. Below the button are links for 'Remember Me', 'Get back password', and 'Register'. A red arrow points to the login form.

**\*If you don't have an account in the HUITONG Academic conference system, Please register first according to the following steps, and only after the registration is completed you can submit your article:**

**Step 1: Click “Register”**



**Step 2:** The red box is required, check the box "I have read and agreed with the **Privacy Policy**", then click "Register".



### User Register

Username:  \*

Email:  \*

Password:  Please enter at least 8 characters

Repeat Password:  \*

Head Img:   150\*200

Title:  \*

Last Name/Family Name:  \*

First Name:  \*

Gender: ☒ Male ☐ Female

Birthday:  MM/DD/YYYY

Degree:  \*

Affiliation/Organization:  \*

Department:

Address:

Zip Code:

Country:  \*

State/Province:

City:

Mobile Phone:  \*

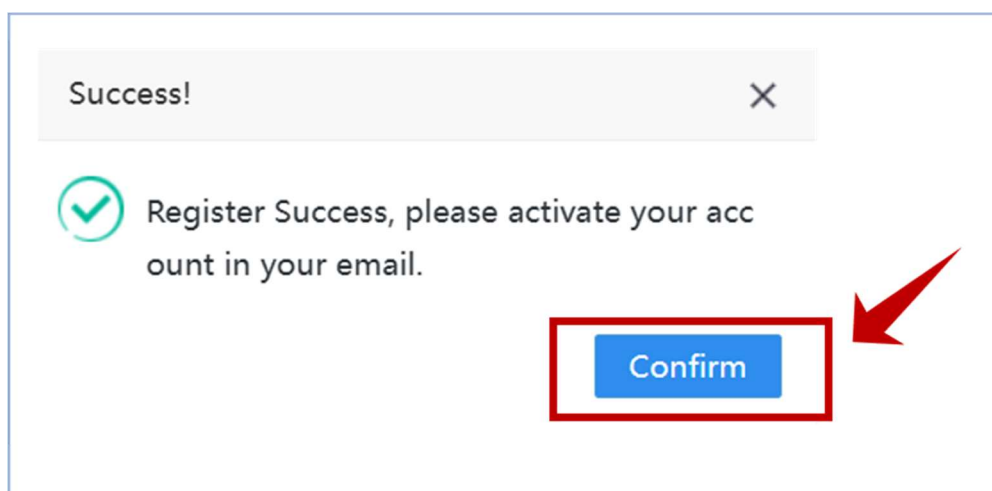
Telephone:

Career:  \*

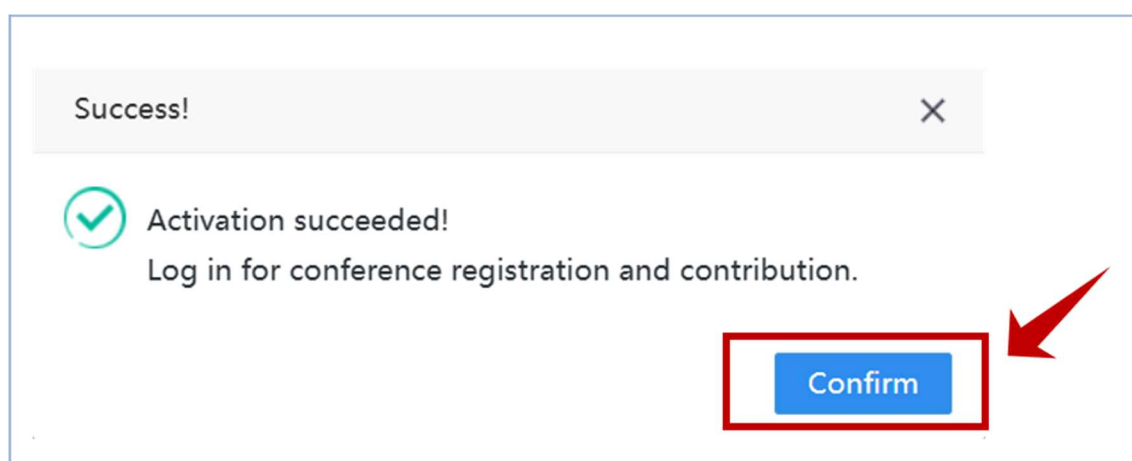
Technical Interests:  \*

☒ I have read and agreed with the [Privacy Policy](#)

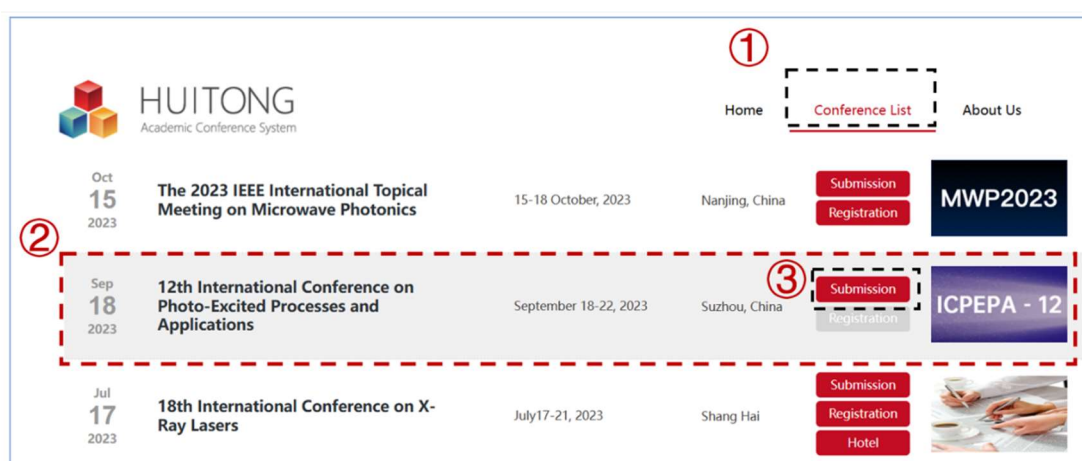
**Step 3: After the registration information is completed, the registration success screen will pop up, at this time you need to activate your account, click "Confirm".**



**Step 4:** The email address you used to register your account will receive an email, click on the activation URL inside the email, then the activation will be successful. Continue to click Confirm to login to your HUITONG account.



5. Find "12th International Conference on Photo-Excited Processes and Applications" in the Conference List and click on " Submission".



6. Check “I have read and agreed with the **Copyright Agreement and Disclosure**”, click "Next".

HUITONG Academic Conference System

User Center | Conference List | Welcome, Dreaming | Exit

Abstract Submission

Abstract Submission Deadline: **25 June, 2023**

Please register and log in HUITONG CIS to submit abstract.

**Abstract should not exceed one page in length** for technical review by the reviewers. It should contain enough detail to clearly convey the approach and the results of the research. Please download [Abstract Template](#) and use the styles predefined in the file.

Notification of Abstract Acceptance: Abstract submission will be notified of acceptance or rejection by e-mail by **30 June, 2023**

☒ I have read and agreed with the **Copyright Agreement and Disclosure**

Next

7. Enter the report information filling page, "Essay Title", "Abstract", "Abstract File for Technical Review", "Topic", "Attendee Type", "Report" are required fields, and then click Next. .

HUITONG Academic Conference System

User Center | Conference List | Welcome, Dreaming | Exit

① **Essay Title**

Keyword:

② **Abstract**

③ **Abstract File for Technical Review** Choose File Clear

④ **Topic** Clear

⑤ **Attendee Type** Clear

⑥ **Report** Clear

Previous **Next** ⑦

8. When the report information is completed, you will enter the reporter information page. Click "+Authors" to add the information of the reporter. Among them, the red box is required. Click "Submit" when you are done.

**HUITONG Academic Conference System**

User Center | Conference List | Welcome, Dreaming | Exit

**+ Authors** 点击+Authors

Operate	Sort	Full Name	Email	on	Status	Corresponding Auth	Speaker	Remark
<div> <div>Authors</div> <div>Create</div> <div> <div>Last Name/Family Name: <input type="text" value="Family Name"/></div> <div>First Name: <input type="text"/></div> </div> <div> <div>Full Name: <input type="text"/></div> <div>Sort: <input type="text" value="1"/></div> </div> <div> <div>Address: <input type="text"/></div> </div> <div> <div>Zip Code: <input type="text"/></div> <div>Email: <input type="text"/></div> </div> <div> <div>Mobile Phone: <input type="text"/></div> <div>CC Mail: <input type="text"/></div> </div> <div> <div>Biography: <input type="text"/></div> </div> <div> <div>Status: <input type="text" value="Normal"/></div> </div> <div> <div>Remark: <input type="text"/></div> </div> <div> <div>CreateAffiliation/Organization</div> <div> <div>Affiliation/Organization 1: <input type="text"/></div> <div>Country 1: <input type="text"/></div> </div> </div> <div> <div>Submit</div> <div>Cancel</div> </div> </div>								

9. After adding a series of authors, you need to check "Corresponding Author" and "Speaker" after the Corresponding author, and then click "Submit".

**HUITONG Academic Conference System**

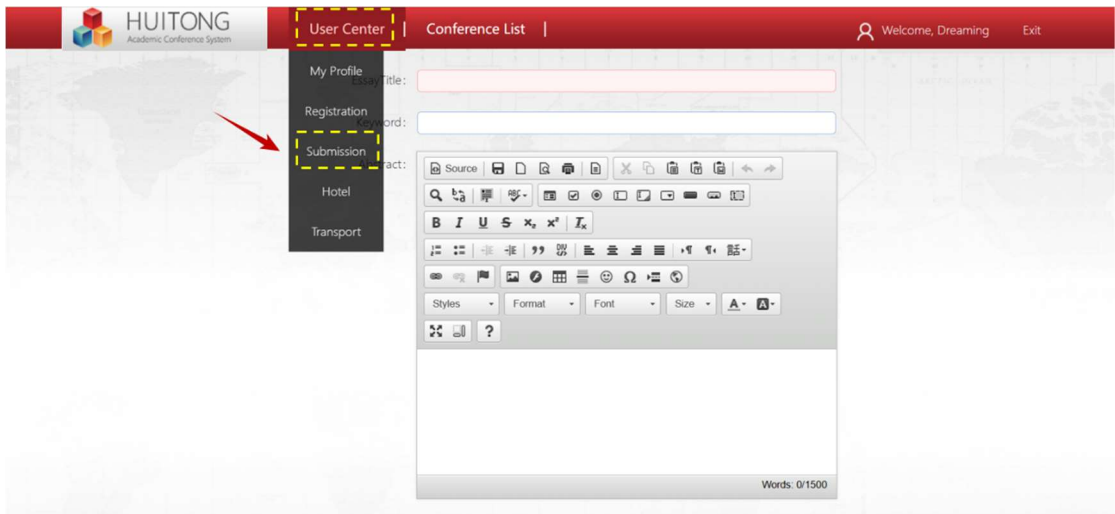
User Center | Conference List | Welcome, Dreaming | Exit

**+ Authors**

Operate	Sort	Full Name	Email	Affiliation/Organization	Status	Corresponding Auth	Speaker	Remark
Modify   Delete	1	San Zhang	1637652	recision Spectroscopy East China Normal University	Normal	<input type="checkbox"/>	<input checked="" type="checkbox"/>	
Modify   Delete	2	Si Li	mrguan	recision Spectroscopy East China Normal University	Normal	<input type="checkbox"/>	<input type="checkbox"/>	
Modify   Delete	3	Er Wang	102779	recision Spectroscopy East China Normal University	Normal	<input type="checkbox"/>	<input type="checkbox"/>	

Previous Preview **Submit** Back

10. If your submission needs to be modified or deleted and resubmitted, you can change (Modify) or delete (Delete) your submission in the "Submission" section of the "User Center".



Conference Name: <input type="text"/>		Essay Title: <input type="text"/>		<input type="button" value="Search"/>		
Operate	Conference Name	Contribution ID	Essay Title	Authors	Review Status	Submission Time
<div><div>Modify</div><div>Delete</div><div>Awards activities</div><div>Upload slides file</div></div>	<a href="#">12th International Conference on Photo-Excited Processes and Applications</a>	<a href="#">ICPEPA-2023-000017</a>	<a href="#">Electro-Optically Tunable Low Phase-Noise Microwave Synthesizer in an Active Lithium Niobate Microdisk</a>	<a href="#">Check</a>	Pending	05/28/2023