

Theory of small-scale self-focusing of spatially partially coherent beams and its implications for high power laser system

Ruifeng Wang^{1,2}, Xiaoqi Zhang^{1,*}, Yanli Zhang^{1,*}, Fanglun Yang¹, Jianhao Tang¹, Ziang Chen^{1,2}, Jianqiang Zhu^{1,*},

¹*Key Laboratory of High Power Laser and Physics, Shanghai Institute of Optics and Fine Mechanics, Chinese Academy of Sciences, Shanghai 201800, China*

²*University of Chinese Academy of Sciences, Beijing 100049, China*

Abstract Based on the paraxial wave equation, this study extends the theory of small-scale self-focusing (SSSF) from coherent beams to spatially partially coherent beams (PCBs) and derives a general theoretical equation that reveals the underlying physics of the reduction in the B-integral of spatially PCBs. From the analysis of the simulations, the formula for the modulational instability (MI) gain coefficient of the SSSF of spatially PCBs is obtained by introducing a decrease factor into the formula of the modulational instability (MI) gain coefficient of the SSSF of coherent beams. This decrease can be equated to a drop in the injected light intensity or an increase in the critical power. According to this formula, the reference value of the **spatial coherence** of spatially PCBs is given, offering guidance to overcome the output power limitation of the high-power laser driver due to SSSF.

*Correspondence to: Shanghai Institute of Optics and Fine Mechanics. Email: skcheung@siom.ac.cn; zhangyl@siom.ac.cn; jqzhu@siom.ac.cn

Key words: spatially partially coherent beams; small-scale self-focusing; nonlinearity; complex screen method; B-integral

I. INTRODUCTION

High-power neodymium-glass laser drivers have become the worldwide system of choice for laser fusion research^[1, 2]. They serve as a crucial platform for research in high-energy-density physics^[3], such as x-ray generation, laser plasma physics^[4], and laboratory astrophysics. Following propagation in a nonlinear medium, a high-power laser undergoes whole-beam self-focusing (WBSF) and SSSF owing to third-order nonlinear polarization; the latter is more destructive^[5-7]. The Bespalov–Talanov (B-T) theory provides an explanation for the SSSF of coherent beams^[8]. The well-known B-integral characterizes the growth rate of small-scale modulation in high-power Nd:glass lasers. In the 1970s, Bliss and Campillo et al. examined the B-T theory. The results of the experiment^[9, 10] demonstrated that SSSF affected the beam quality^[11], induced catastrophic damage to the laser medium and optical components, and constrained the laser system output power.

Several methods for self-focusing suppression delay the onset of SSSF and increase the output power. Common techniques include using soft-edged apertures for apodization^[12], using broadband chirped pulses^[13], divergent beams^[14, 15], circularly polarized beams^[16], and spatially partially coherent beams (PCBs)^[17], using spatial filters^[18], and a medium with negative nonlinear coefficients^[19]. PCBs in the temporal domain have been developed for laser drivers due to their ability to reduce nonlinear effects such as chirps and improve the uniformity of the optical field^[20, 21]. PCBs in the spatial domain have proven to be efficient in suppressing speckles caused by spatial coherence, such as optical imaging, particle trapping, and image transmission in the linear

regime^[22-29]. In the nonlinear regime^[30, 31], WBSF of spatially PCBs was studied by Hunt and Brown et al. in 1978^[32]. We believe that reducing the spatial coherence of high-power laser systems can suppress SSSF of spatially PCBs and reduce the value of the B-integral. Determining the relationship between **spatial** coherence and the growth rate of SSSF is the goal of this study.

There are numerous methods to spatially synthesize PCBs; three are commonly used. The first method constructs an optical field using the angular power spectrum^[33, 34]. The second method uses the van Cittert–Zernike theorem to produce arbitrary genuine PCBs of the Schell-model type by propagating a completely incoherent field distribution generated at a plane with a given intensity distribution^[35-37]. The third method exploits the mode superposition principle, which includes coherent-mode representation, pseudo-mode representation, and random-mode representation (mainly referring to the complex screen (CS) and phase screen (PS) methods). The CS method was developed because it can provide spatially PCBs without analytical expressions^[38]. Basu et al. used the CS method to represent Gaussian Schell-model beams in 2014^[39]. X.H. Wang expanded this method in 2022 to simulate time-domain PCBs transmitted in a nonlinear medium with an arbitrary correlation function^[40], and verified its correctness by comparing it with the pulse-by-pulse method proposed by Lajunen et al. in 2010^[41]. F.L. Yang used this method in 2023 to simulate the nonlinear transmission of Gaussian Schell-model beams^[42]. In this study, we chose the CS method to synthesize spatially PCBs.

As the SSSF of PCBs has recently been a subject of considerable interest, a theory of the SSSF of PCBs must be developed. We derived a theoretical equation for the SSSF of spatially PCBs to analyze their B-integral decrease, demonstrated the findings through simulations of the small-scale modulational instability (MI) gain coefficient with different degrees of **spatial** coherence. The results showed that the gain coefficient of the SSSF of spatially PCBs decrease

compared to that of coherent beams. We extended the formula for the small-scale modulational instability (MI) gain coefficient of coherent beams to spatially PCBs using a decrease factor that represents the effect of the **spatial** coherence of the beams on the SSSF. The decrease factor is closely related to the line shape and **spatial coherence length** of the correlation function. **This study may promote an emerging high-power partially spatially coherent laser architecture to suppress the SSSF due to the Kerr effect, provide valuable guidance for designing the seed source and assessing the load capacity.**

II. Equation of SSSF of spatially PCBs and the CS method to synthesize spatially PCBs

The analyzed spatially PCBs were quasi-monochromatic with a temporal coherence length that was much larger than the spatial coherence length. **Here we focus in laser-induced breakdown with nanosecond pulse duration in high peak power Nd:glass laser system. The response time of the Nd:glass was significantly shorter than the pulse duration and the coherence time, allowing the self-focusing to be steady-state self-focusing.**

The nonlinear wave equation in paraxial approximation^[8] has the following form:

$$\nabla_{\perp}^2 E + 2jk \frac{\partial E}{\partial z} = -k^2 \left[\frac{n_2 |E|^2}{n_0} \right] E, \quad (1)$$

where $\left| \frac{\partial^2 E}{\partial z^2} \right| \ll k \left| \frac{\partial E}{\partial z} \right|$, ∇_{\perp}^2 is the transverse Laplacian; n_0 denotes the linear refractive index; n_2 is the nonlinear refractive index; k is the wave vector in the medium. Eq. 1 includes the diffraction

term $\nabla_{\perp}^2 E$ and the nonlinear term $-k^2 \left[\frac{n_2 |E|^2}{n_0} \right] E$. This equation serves as a foundation for investigating the SSSF of spatially PCBs.

The modulated optical field E can be described by linear superposition of a strong background field T (infinite plane waves with arbitrary **spatial** coherence) with finite small-scale perturbation fields^[2]

$$E = T(x, y, z = 0) \left[1 + \sum_i u_i(z) e_i(x, y) \right], \quad (2)$$

where $u_i(z) e_i(x, y) \ll 1$, $u_i(z) = a(z) + ib(z)$, both T and E satisfy Eq. 1^[2]. Substituting Eq. 2 into Eq. 1, we obtain Eq. 3

$$\begin{aligned} \nabla_{\perp}^2 e(x, y) \times T u(z) + 2jkT e(x, y) u(z)_z + 2k^2 \left[\frac{n_2 |T|^2}{n_0} \right] T \times \text{Re}(u(z) e(x, y)) \\ = -2u(z) (T_x e(x, y)_x + T_y e(x, y)_y), \end{aligned} \quad (3)$$

where $u(z)_z = \frac{\partial u(z)}{\partial z}$, $T_x = \frac{\partial T}{\partial x}$, $T_y = \frac{\partial T}{\partial y}$. The left side of Eq. 3 is consistent with the SSSF equation of coherent theory. The right side of Eq. 3 is the underlying physics that produces the difference in SSSF between spatially PCBs and coherent beams, where $e(x, y)_x$, $e(x, y)_y$, and $u(z)$ are all associated with the modulation. T_x and T_y are proportional to $\sqrt{G(v_x, v_y)}$, $G(v_x, v_y)$ represents the power spectrum. When $G(v_x, v_y) \rightarrow \delta(v_x, v_y)$, Eq. 3 is reduced to the equation for coherent beams.

Thus, the SSSF is related to the light intensity and to the power spectrum (which indicates the **spatial** coherence of the beams) of the optical field for spatial PCBs.

We then introduced the CS method to synthesize spatially PCBs with different spatial coherence. The methodology is presented as follows.

The cross-spectral density (CSD) function can be expressed as

$$W(\mathbf{r}_1, \mathbf{r}_2, z) = \langle T(\mathbf{r}_1, z) T^*(\mathbf{r}_2, z) \rangle, \quad (4)$$

The brackets represent the time average over the response time of the medium, $\mathbf{r} = \hat{\mathbf{x}}x + \hat{\mathbf{y}}y$. If the statistical properties of spatially PCBs are of the Schell-model type, we obtain

$$W(\mathbf{r}_1, \mathbf{r}_2, z=0) = E_c(\mathbf{r}_1) E_c^*(\mathbf{r}_2) \mu(\mathbf{r}_1 - \mathbf{r}_2), \quad (5)$$

where $E_c(\mathbf{r})$ denotes the coherent part of the beam. According to the condition proposed by Gori et al. for devising a genuine correlation function of PCBs^[43, 44], μ can be expressed as

$$\mu(\mathbf{r}_1 - \mathbf{r}_2) = \iint \sqrt{G(\mathbf{v}_1)} \sqrt{G(\mathbf{v}_2)} \delta(\mathbf{v}_1 - \mathbf{v}_2) \times e^{-j\mathbf{r}_1 \mathbf{v}_1} e^{-j\mathbf{r}_2 \mathbf{v}_2} d\mathbf{v}_1 d\mathbf{v}_2, \quad (6)$$

where $\mathbf{v} = \hat{\mathbf{x}}v_x + \hat{\mathbf{y}}v_y$, and $\delta(\mathbf{v}_1 - \mathbf{v}_2)$ is the Dirac function, which can be expressed as

$$\delta(\mathbf{v}_1 - \mathbf{v}_2) = \langle R(\mathbf{v}_1) R(\mathbf{v}_2)^* \rangle, \quad (7)$$

where $R(\mathbf{v})$ is a random complex function whose real and imaginary parts are independent, with unit variances and standard normal distributions. When $R(\mathbf{v})$ is refreshed, a new random optical

field T is generated. Substituting Eq. 6 and Eq. 7 into Eq. 5, the CSD function can be rearranged as

$$W(\mathbf{r}_1, \mathbf{r}_2, z=0) \approx \frac{1}{N} \sum_{n=1}^N T_n(\mathbf{r}_1) T_n^*(\mathbf{r}_2), \quad (8)$$

with

$$T(\mathbf{r}) = E_c(\mathbf{r}) \times \varphi(\mathbf{r}) \quad (9)$$

$$\varphi(\mathbf{r}) = \iint \sqrt{G(\mathbf{v})} R(\mathbf{v}) e^{(-i2\pi \mathbf{r} \cdot \mathbf{v})} d\mathbf{v}, \quad (10)$$

The CSD function can be described by Eq. 8 to obtain sufficient optical fields. Different $T(x, y, z)$ can be obtained by changing the **spatial coherence lengths** and line shapes of the correlation function μ . Using the Fourier transform, we can compute the corresponding power spectrum $G(v_x, v_y)$ based on the spatially partially coherent optical fields $T(x, y, z)$.

III. simulations

As Eq. 3 is unsolvable analytically, we used the split-step Fourier method with the following parameters: $n_0 = 1.5$, $n_2 = 1.5 \times 10^{-13}$ (esu), $\lambda = 1.053 \mu\text{m}$, $I_0 = 10 \text{ GW} / \text{cm}^2$, propagation distance $L = 2 \text{ cm}$. The computational grid of 512×512 points corresponds to a physical size of $2 \text{ cm} \times 2 \text{ cm}$. The number of complex screens was set as 1.1×10^5 and the spatial frequency f was accompanied by a small-scale modulation at $z = 0 \text{ cm}$, where $a_0 = 0.01$, $b_0 = 0$, $e(x, y) = \cos(2\pi \cdot f \cdot x)$. The

MI gain coefficient of the SSSF was obtained by calculating the degree of modulation of the intensity distribution through the transmission. The amplitudes are satisfied as

$$\frac{u(z)}{u(0)} = \frac{(e^{gL} + e^{-gL})}{2}, \quad (11)$$

We simulated the impact on the MI gain coefficient g by varying the **spatial coherence lengths** and line shapes of the correlation function μ . **Figure 1(a)** demonstrates the one-dimensional distributions of Gaussian correlation functions $\mu_{Gauss} = e^{-\left(\frac{x^2+y^2}{2\sigma^2}\right)}$, where σ is the **spatial coherence length** and the Bessel correlation function $\mu_{Bessel} = J_1(2\pi\mathbf{vr})$. We defined the **spatial coherence length** σ_{Bessel} as the value of the first zero of the Bessel function. **Figure 1(b)** demonstrates the corresponding power spectra, G_{gauss} and G_{circle} , which satisfy

$$G_{gauss}(0,0) = G_{circle}(0,0), \quad (12)$$

$$\iint G_{gauss}(v_x, v_y) dv_x dv_y = \iint G_{circle}(v_x, v_y) dv_x dv_y \quad (13)$$

Eq. 12 and Eq. 13 indicate that both power spectra exhibit the same maximum values and equal energy. Thus, we use σ_{Gauss} uniformly to refer to σ in the following.

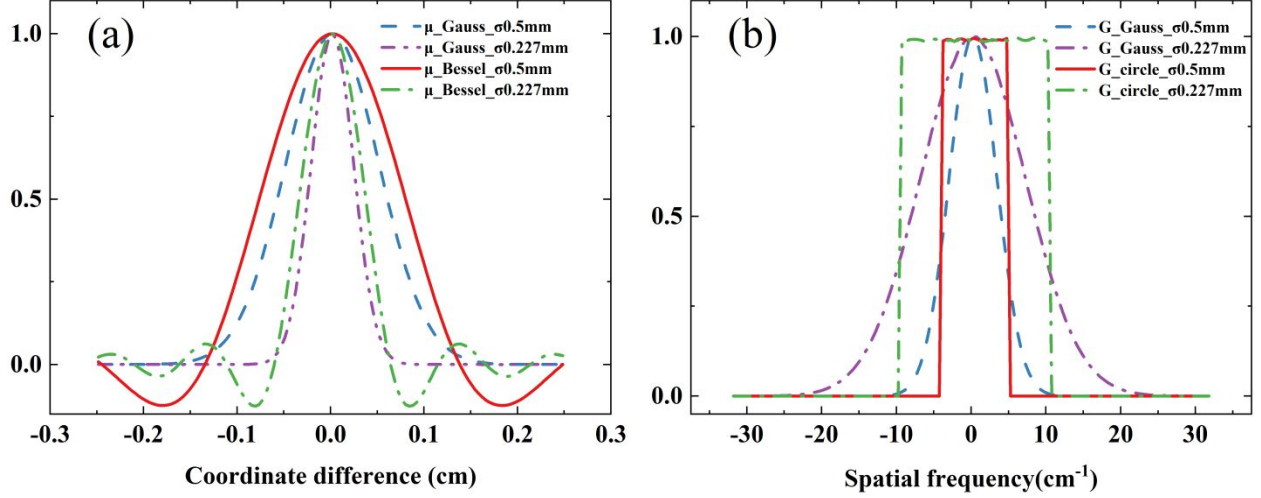


Figure 1. The correlation function μ_{Gauss} and μ_{Bessel} are shown in (a) with different σ . The corresponding power spectrum G_{gauss} and G_{circle} are shown in (b). $\sigma = \sigma_{\text{Gauss}}$ are 0.5 mm and 0.227 mm, respectively.

We set $f = 10\text{cm}^{-1}, 15\text{cm}^{-1}, 20\text{cm}^{-1}, 25\text{cm}^{-1}, 30\text{cm}^{-1}, 35\text{cm}^{-1}, 40\text{cm}^{-1}$, and 42cm^{-1} . In

Figure 2(a), $\mu = \mu_{\text{Gauss}}$; in **Figure 2(b)**, $\mu = \mu_{\text{Bessel}}$, the simulations are displayed as data points, each point representing a result of the MI gain coefficient g at the modulation frequency. The simulation results for the MI gain coefficient g of the coherent beams fit well with the curves established using the analytical formula (solid line), indicating the correctness of the simulation. For the PCBs, the MI gain coefficients g are consistently lower than those of the coherent beams, yet they exhibit a similar trend. Thus, we postulate that this is comparable to a reduction in the input intensity when injecting coherent beams. The **remaining lines** in **Figure 2** represent the analytical gain curves of the MI gain coefficient g of coherent beams with different injection intensities. As expected, the curves match the data points perfectly **at $10\text{GW}/\text{cm}^2$ and other injection intensities**, verifying the accuracy of the prediction. Thus, the formula for g in coherent theory is extended to^[45]

$$g = \frac{|K|}{2k} \sqrt{\frac{2\pi I_0}{P_{cr}} \alpha - |K|^2}, \quad (14)$$

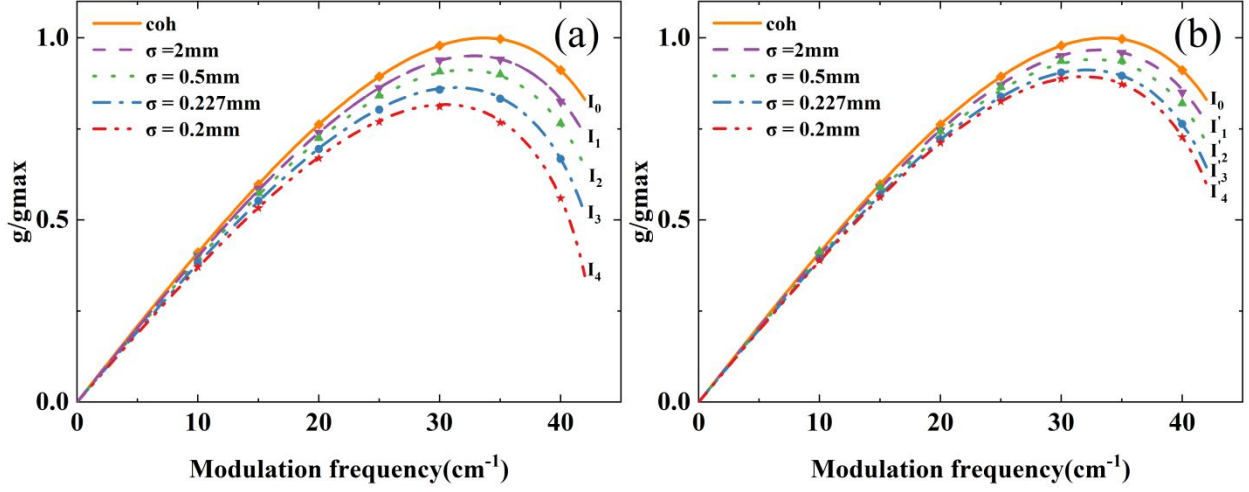


Figure 2. Analytical gain curves (lines) corresponding to different input intensities : (a) simulation results of MI gain coefficient g at different **spatial coherence lengths** when $\mu = \mu_{\text{Gauss}}$, $I_1 = 9.51 \text{GW} / \text{cm}^2$, $I_2 = 9.12 \text{GW} / \text{cm}^2$, $I_3 = 8.64 \text{GW} / \text{cm}^2$, $I_4 = 8.17 \text{GW} / \text{cm}^2$; (b) simulation results of MI gain coefficient g at different **spatial coherence lengths** when $\mu = \mu_{\text{Bessel}}$, $I'_1 = 9.67 \text{GW} / \text{cm}^2$, $I'_2 = 9.41 \text{GW} / \text{cm}^2$, $I'_3 = 9.12 \text{GW} / \text{cm}^2$, $I'_4 = 8.93 \text{GW} / \text{cm}^2$.

where $K = 2\pi \cdot f$; $P_{cr} = \frac{\lambda^2 c}{32\pi^2 n_2}$ is the critical power; α represents the decrease factor; $\alpha = 1$ for

coherent beams and $\alpha < 1$ for spatially PCBs. Referring to Eq. 14, we deduce the fastest growing

frequency $K_{\max} = \sqrt{\frac{\pi I_0}{P_{cr}}} \alpha$ and the maximum gain coefficient $g_{\max} = \frac{\pi I_0}{2k P_{cr}} \alpha$ for PCBs. Eq. 14

illustrates that the suppression effect of spatially PCBs for SSSF can be equated to a reduction in the injected light intensity or an increase in the critical power of coherent beams. **Figure 3** compares the effect of the line shape and the **spatial coherence length** of the correlation function on the decrease factor α and the B-integral for the same incident light intensity; it also compares the effect of the incident light intensity on the decrease factor α and the B-integral with the same

spatial coherence. Experience has shown that the B-integral must be less than approximately 2 to avoid unacceptable small-scale modulation growth^[46]. Thus, we set the B-integral of the coherent beams to 2 and $B = g_{max}L$ without considering the gain of the medium. It is obvious from **Figure 3** that the α corresponding to the Gaussian correlation function is smaller than that corresponding to the Bessel correlation function. This is because the spatially PCBs of the Gaussian correlation function have a wider power spectrum range when energy is conserved, implying that the larger the spatial divergence angle of the beams, the more rapidly the B-integral decreases, and the better the suppression of SSSF. For the same spatial coherence length, the B-integral decreases more when the incident light intensity is low, which means that to achieve the same SSSF suppression effect, the spatial coherence of the beam is much higher at a low light intensity than at a high light intensity. For the same spatial coherence, α decreases non-linearly with incident intensities, which means the coupling between the spatial coherence and the incident light intensity of spatially PCBs. This conclusion is consistent with the physical nature revealed by Eq. 3. To characterize the reference value of the spatial coherence of the beam, we used the ratio β of the period of the fastest growing modulation to the spatial coherence length. For example, with an incident light intensity of $10GW/cm^2$, the B-integral decreasing rate began to accelerate significantly when β was greater than 1.13 corresponding to a spatial coherence length of 0.26mm. This result aligns consistently with diffraction by apertures illuminated with spatially PCBs^[47].

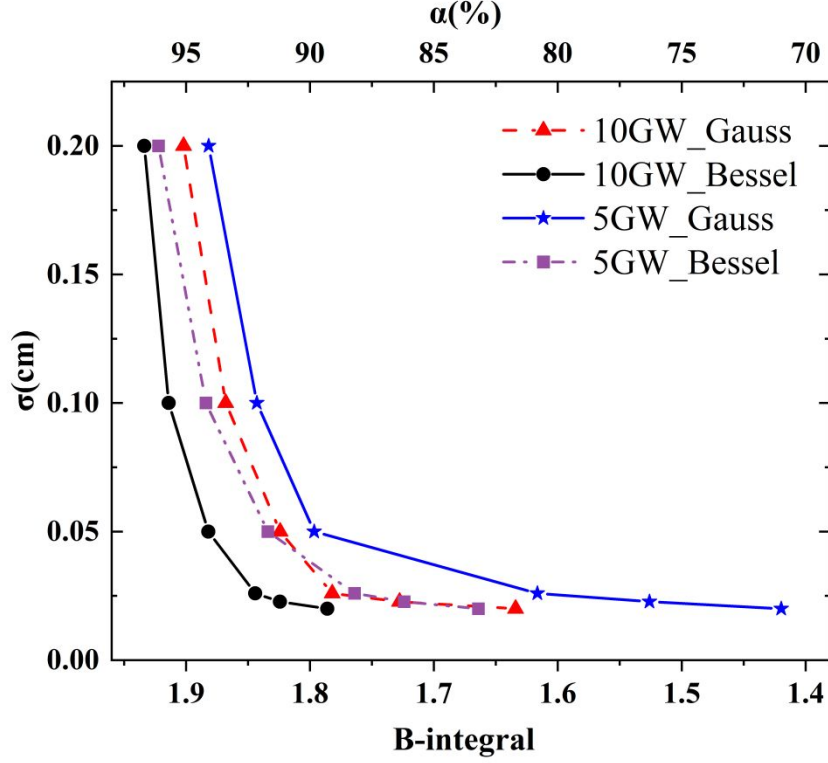


Figure 3. Variations in α and B-integral with respect to different light densities and correlation functions

IV. Conclusion

This study has extended the theory of SSSF from coherent beams to spatially PCBs. The corresponding equation was derived based on a paraxial nonlinear wave equation. This equation indicated the underlying physics for the decrease in the B-integral of spatially PCBs. Using the numerical solutions of the equation, the formula for the MI gain coefficient of spatially PCBs was obtained by introducing a decrease factor into the formula for coherent beams. The decrease factor determined the maximum gain factor and the fastest growth frequency of the spatially PCBs; its influence on SSSF can be equated to a reduction in the injected light intensity or an increase in the critical power. Simulations of the variations in the decrease factor and B-integral were analyzed

with respect to different **spatial** coherence and different input light intensities. The results showed that the decrease factor was affected by the coupling of the source **spatial** coherence and the injected light intensity of the spatially PCBs, the B-integral is proportional to the decrease factor without considering the gain of the medium. The reference value of the source **spatial** coherence in the range with better B-integral suppression was characterized according to the ratio of the period of the fastest growing modulation to the **spatial coherence length**. The above findings provide theoretical guidance for nonlinear transmission in other types of media and have practical significance for the development of spatially PCB laser driver and the assessment of its loading capacity.

Acknowledgement

This work was supported by the Strategic Priority Research Program of the Chinese Academy of Sciences (Nos.XDA25020203 and 25020301).

References

1. C. N. Danson and L. A. Gizzi, "Inertial confinement fusion ignition achieved at the National Ignition Facility – an editorial," *High Power Laser Science and Engineering* **11**, e40 (2023).
2. D. C. Brown, "Nonlinear Effects in High-Peak Power Nd: Glass Laser Systems," in *High-Peak-Power Nd: Glass Laser Systems* (Springer Berlin Heidelberg, Berlin, Heidelberg, 1981), pp. 188-235.
3. P. L. Bai, L. L. Fan, C. Fan, Z. B. Gan, L. L. Ji, Y. X. Leng, A. X. Li, S. Li, R. X. Li, X. Y. Liang, Y. Q. Liu, X. Y. Liu, C. Y. Qin, B. F. Shen, Y. J. Sun, Y. H. Tang, Q. S. Wang, N. W. Wang, C. Wang, X. L. Wang, X. B. Wang, T. J. Xu, Y. Xu, Z. Z. Xu, B. Yao, L. H. Yu, H. Zhang, Z. X. Zhang, and X. B. Zhang, "Acceleration of 60 MeV proton beams in the commissioning experiment of the SULF-10 PW laser," *High Power Laser Science and Engineering* **10**, e26 (2022).
4. N. Weiße, L. Doyle, J. Gebhard, F. Balling, F. Schweiger, F. Haberstroh, L. D. Geulig, J. Lin, F. Irshad, J. Esslinger, S. Gerlach, M. Gilljohann, V. Vaidyanathan, D. Siebert, A. Münzer, G. Schilling, J. Schreiber, P. G. Thirolf, S. Karsch, and A. Döpp, "Tango

- Controls and data pipeline for petawatt laser experiments," *High Power Laser Science and Engineering* **11**, e44 (2023).
5. M. Bray and G. Chabassier, "Localized wavefront deformations--propagation in nonlinear media: II. A simple but accurate computational method," in *Third International Conference on Solid State Lasers for Application to Inertial Confinement Fusion*, (SPIE, 1999),
 6. M. Bray, A. Liard, and G. Chabassier, "Laser megajoule optics: I. New methods of optical specification," in *Optical Systems Design and Production*, (SPIE, 1999),
 7. M. D. Feit and J. A. Fleck, Jr., "Beam nonparaxiality, filament formation, and beam breakup in the self-focusing of optical beams," *Journal of the Optical Society of America B Optical Physics* **5**, 633-640 (1988).
 8. V. I. Bespalov and V. I. Talanov, "Filamentary Structure of Light Beams in Nonlinear Liquids," *Jetp Letters-Ussr* **3**, 307-+ (1966).
 9. A. J. Campillo, S. L. Shapiro, and B. R. Suydam, "Periodic breakup of optical beams due to self - focusing," *Bulletin of the American Physical Society* **18**, 1283-1283 (1973).
 10. E. S. Bliss, D. R. Speck, J. F. Holzrichter, J. H. Erkkila, and A. J. Glass, "Propagation of a high-intensity laser pulse with small - scale intensity modulation " *Applied Physics Letters* **25**, 448-450 (1974).
 11. J. Garnier, "Statistical analysis of noise-induced multiple filamentation," *Physical Review E* **73**, 046611 (2006).
 12. S. Skupsky, R. W. Short, T. Kessler, R. S. Craxton, S. Letzring, and J. M. Soures, "Improved laser - beam uniformity using the angular dispersion of frequency - modulated light," *Journal of Applied Physics* **66**, 3456-3462 (1989).
 13. L. Zhang, X. Fu, Z. Feng, H. Yang, and S. Wen, "Experimental research of pulsed chirp effect on the small-scale self-focusing," *Science in China Series G: Physics, Mechanics and Astronomy* **51**, 1653-1660 (2008).
 14. N. B. Baranova, N. E. Bykovskii, Z. d. Boris Ya, and V. S. Yu, "Diffraction and self-focusing during amplification of high-power light pulses. II. Suppression of harmful influence of diffraction and self-focusing on a laser beam," *Soviet Journal of Quantum Electronics* **4**, 1362 (1975).
 15. Y. Zhang, X. Li, Y. Zhang, P. Sun, and J. Zhu, "Small-scale self-focusing of divergent beam in nonlinear media with loss," *Chinese Optics Letters* **8**, 210-212 (2010).
 16. D. Auric and A. Labadens, "On the use of a circularly polarized beam to reduce the self-focussing effect in a glass rod amplifier," *Optics Communications* **21**, 241-242 (1977).
 17. I. V. Alexandrova, N. G. Basov, A. E. Danilov, S. I. Fedotov, Y. A. Mikhailov, and G. V. Sklizkov, "The effect of small-scale perturbations on the brightness of laser radiation in laser fusion experiments," *Laser and Particle Beams* **1**, 241-250 (1983).
 18. V. N. Alekseev, A. D. Starikov, A. V. Charukhchev, and V. N. Chernov, "Enhancement of the brightness of radiation from a high-power phosphate-glass Nd³⁺/ laser by spatial filtering of the beam in an amplifying channel," *Kvantovaya Elektronika Moscow* **6**, 1666-1671 (1979).
 19. U. Roth, F. Loewenthal, R. Tommasini, J. E. Balmer, and H. P. Weber, "Compensation of nonlinear self-focusing in high-power lasers," *IEEE Journal of Quantum Electronics* **36**, 687-691 (2000).
 20. V. Ginzburg, E. Khazanov, A. Kochetkov, A. Kuzmin, V. Lozhkarev, S. Mironov, A. Prokhorov, I. Shaikin, A. Shaykin, S. Stukachev, and I. Yakovlev, "Use of KDP crystal

- as a Kerr nonlinear medium for compressing PW laser pulses down to 10 fs," *High Power Laser Science and Engineering* **9**, e54 (2021).
21. Y. Zhu, Z. Zheng, X. Ge, G. Du, S. Ruan, C. Guo, P. Yan, P. Hua, L. Xia, and Q. Lü, "High-power, ultra-broadband supercontinuum source based upon 1/1.5 μm dual-band pumping," *Chinese Optics Letters* **19**, 041403 (2021).
 22. C. Liang, G. Wu, F. Wang, W. Li, Y. Cai, and S. A. Ponomarenko, "Overcoming the classical Rayleigh diffraction limit by controlling two-point correlations of partially coherent light sources," *Opt. Express* **25**, 28352 (2017).
 23. C. Liang, Y. E. Monfared, X. Liu, B. Qi, F. Wang, O. Korotkova, and Y. Cai, "Optimizing illumination's complex coherence state for overcoming Rayleigh's resolution limit," *Chinese Optics Letters* **19**, 052601 (2021).
 24. Y. Shen, H. Sun, D. Peng, Y. Chen, Q. Cai, D. Wu, F. Wang, Y. Cai, and S. A. Ponomarenko, "Optical image reconstruction in 4f imaging system: Role of spatial coherence structure engineering," *Applied Physics Letters* **118**(2021).
 25. D. Peng, Z. Huang, Y. Liu, Y. Chen, F. Wang, S. A. Ponomarenko, and Y. Cai, "Optical coherence encryption with structured random light," *Photonix* **2**, 6 (2021).
 26. X. Lu, Y. Shao, C. Zhao, S. Konijnenberg, X. Zhu, Y. Tang, Y. Cai, and H. P. Urbach, "Noniterative spatially partially coherent diffractive imaging using pinhole array mask," *Advanced Photonics* **1**, 016005 - 016005 (2019).
 27. Y. Zhou, H. F. Xu, Y. Yuan, J. Peng, J. Qu, and W. Huang, "Trapping Two Types of Particles Using a Laguerre–Gaussian Correlated Schell-Model Beam," *IEEE Photonics Journal* **8**, 1-10 (2016).
 28. Y. Liu, Y. Chen, F. Wang, Y. Cai, C. Liang, and O. Korotkova, "Robust far-field imaging by spatial coherence engineering," *Opto-Electronic Advances* **4**, 210027-210021-210027-210010 (2021).
 29. Y. Liu, X. Zhang, Z. Dong, D. Peng, Y. Chen, F. Wang, and Y. Cai, "Robust Far-Field Optical Image Transmission with Structured Random Light Beams," *Physical Review Applied* **17**, 024043 (2022).
 30. T. Hansson, D. Anderson, M. Lisak, V. E. Semenov, and U. Österberg, "Propagation of partially coherent light beams with parabolic intensity distribution in noninstantaneous nonlinear Kerr media," *J. Opt. Soc. Am. B* **25**, 1780-1785 (2008).
 31. J. Hu, X. Ji, H. Wang, Y. Deng, X. Li, T. Wang, and H. Zhang, "Influence of Kerr nonlinearity on propagation characteristics of twisted Gaussian Schell-model beams," *Opt. Express* **29**, 23393-23407 (2021).
 32. J. T. Hunt, J. A. Glaze, W. W. Simmons, and P. A. Renard, "Suppression of self-focusing through low-pass spatial filtering and relay imaging," *Appl Opt* **17**, 2053-2057 (1978).
 33. D. N. Christodoulides, T. H. Coskun, M. Mitchell, and M. Segev, "Theory of incoherent self-focusing in biased photorefractive media," *Phys. Rev. Lett.* **78**, 646-649 (1997).
 34. M. Soljacic, M. Segev, T. Coskun, D. N. Christodoulides, and A. Vishwanath, "Modulation Instability of Incoherent Beams in Noninstantaneous Nonlinear Media," *Phys. Rev. Lett.* **84**, 467-470 (2000).
 35. X. M. Deng, X. C. Liang, Z. Z. Chen, W. Y. Yu, and R. Y. Ma, "Uniform illumination of large targets using a lens array," *Appl. Optics* **25**, 377-381 (1986).
 36. N. Fleurot, M. Andre, P. Estrailier, D. Friart, C. Gouedard, C. Rouyer, J. P. Thebault, G. Thiell, and D. Veron, "Output Pulse and Energy Capabilities of the PHEBUS Laser Facility," in *Conf on Industrial and Scientific Uses of High-Power Lasers*, Proceedings of

- the Society of Photo-Optical Instrumentation Engineers (Spie) (Spie - Int Soc Optical Engineering, 1991), 230-241.
37. Y. Q. Gao, L. L. Ji, X. H. Zhao, Y. Cui, D. X. Rao, W. Feng, L. Xia, D. Liu, T. Wang, H. T. Shi, F. J. Li, J. Liu, P. Y. Du, X. L. Li, J. N. Liu, T. X. Zhang, C. Shan, Y. L. Hua, W. X. Ma, Z. Sui, J. Zhu, W. B. Pei, S. Z. Fu, X. Sun, and X. F. Chen, "High-power, low-coherence laser driver facility," *Opt. Lett.* **45**, 6839-6842 (2020).
 38. P. Ma, B. Kacerovská, R. Khosravi, C. Liang, J. Zeng, X. Peng, C. Mi, Y. E. Monfared, Y. Zhang, F. Wang, and Y. Cai, "Numerical Approach for Studying the Evolution of the Degrees of Coherence of Partially Coherent Beams Propagation through an ABCD Optical System," *Applied Sciences* **9**, 2084 (2019).
 39. S. Basu, M. W. Hyde, X. F. Xiao, D. G. Voelz, and O. Korotkova, "Computational approaches for generating electromagnetic Gaussian Schell-model sources," *Opt. Express* **22**, 31691-31707 (2014).
 40. X. H. Wang, J. H. Tang, Y. H. Wang, X. Liu, C. H. Liang, L. Zhao, B. J. Hoenders, Y. J. Cai, and P. J. Ma, "Complex and phase screen methods for studying arbitrary genuine Schell-model partially coherent pulses in nonlinear media," *Opt. Express* **30**, 24222-24231 (2022).
 41. H. Lajunen, V. Torres-Company, J. Lancis, E. Silvestre, and P. Andrés, "Pulse-by-pulse method to characterize partially coherent pulse propagation in instantaneous nonlinear media," *Opt. Express* **18**, 14979-14991 (2010).
 42. F. Yang, G. Zhang, X. Zhang, Y. Zhang, R. Wang, and J. Zhu, "Self-focusing of partially coherent beams based on complex screen and split-step Fourier transform methods," *Chinese Optics Letters* (2023).
 43. F. Gori and M. Santarsiero, "Devising genuine spatial correlation functions," *Opt. Lett.* **32**, 3531-3533 (2007).
 44. F. Gori, V. Ramírez-Sánchez, M. Santarsiero, and T. Shirai, "On genuine cross-spectral density matrices," *J. Opt. A: Pure Appl. Opt* **11**, 85706-85707 (2009).
 45. R. Boyd, S. Lukishova, and Y. R. Shen, *Self-focusing: Past and Present: Fundamentals and Prospects* (2009).
 46. H. Nakano, N. Miyanaga, K. Yagi, K. Tsubakimoto, T. Kanabe, M. Nakatsuka, and S. Nakai, "Partially coherent light generated by using single and multimode optical fibers in a high - power Nd:glass laser system," *Applied Physics Letters* **63**, 580-582 (1993).
 47. R. A. Shore, B. J. Thompson, and R. E. Whitney, "Diffraction by Apertures Illuminated with Partially Coherent Light*," *J. Opt. Soc. Am.* **56**, 733-738 (1966).