

Perspectives on exfoliated two-dimensional spintronics

Xiaoxi Li^{1,2}, Baojuan Dong^{1,2,†}, Xingdan Sun^{1,2}, Hanwen Wang^{1,2}, Teng Yang^{1,2}, Guoqiang Yu^{3,4,†}, and Zheng Vitto Han^{1,2,†}

¹Shenyang National Laboratory for Materials Science, Institute of Metal Research, Chinese Academy of Sciences, Shenyang 110016, China

²School of Material Science and Engineering, University of Science and Technology of China, Hefei 230026, China

³Beijing National Laboratory for Condensed Matter Physics, Institute of Physics, Chinese Academy of Sciences, Beijing 100190, China

⁴Center of Materials Science and Optoelectronics Engineering, University of Chinese Academy of Sciences, Beijing 100049, China

Abstract: Magnetic orderings, i.e., the spontaneous alignment of electron spins below a critical temperature, have been playing key roles in modern science and technologies for both the wide applications of magnetic recording for information storage and the vibrant potential of solid state electronic spin devices (also known as spintronics) for logic operations. In the past decades, thanks to the development of thin film technologies, magnetic thin films via sputtering or epitaxial growth have made the spintronic devices possible at the industrial scale. Yet thinner materials at lower costs with more versatile functionalities are highly desirable for advancing future spintronics. Recently, van der Waals magnetic materials, a family of magnets that can in principle be exfoliated down to the monolayer limit, seem to have brought tremendous opportunities: new generation van der Waals spintronic devices can be seamlessly assembled with possible applications such as optoelectronics, flexible electronics, and etc. Moreover, those exfoliated spintronic devices can potentially be compatible with the famed metal-oxide field effect transistor architectures, allowing the harness of spin performances through the knob of an electrostatic field.

Key words: van der Waals magnetic materials; spintronics; two dimensional materials

Citation: X X Li, B J Dong, X D Sun, H W Wang, T Yang, G Q Yu, and Z V Han, Perspectives on exfoliated two-dimensional spintronics[J]. *J. Semicond.*, 2019, 40(8), 081508. <http://doi.org/10.1088/1674-4926/40/8/081508>

1. Introduction

In general, spintronics such as spin valves must involve in their structures multiple layers of magnetic thin films^[1–8]. For example, spin-polarized states of magnets can be interfaced into parallel or anti-parallel configurations, giving rise to logic devices thanks to the charge-spin coupling. In the past decades, thin film grown in a vacuum is the main route to fabricating spintronic devices ever since the pioneering discoveries of spin injection and charge-spin interactions^[1–9]. However, vacuum-grown thin films require complex facilities, and sometimes stringent lattice match between the target films and the substrates.

Liberating the degrees of freedom of lattice-matching as well as the demanding growth conditions had never been so facile until the day when graphene was exfoliated by simply using a scotch tape^[10]. Researchers all over the world rapidly initiated the historical gold mining in the so-called ‘wonderland of flatland’, i.e., a new yet rational library of more than 5,000 layered compounds on earth^[11]. Because of the relatively weak inter-layer van der Waals (vdW) bonding in those materials, they are often referred to as vdW materials. More precisely, most of them are studied at the atomically thin (or the two-dimensional (2D)) limit, in order to reduce the Coulomb screening and to achieve the unprecedented properties that are not possible in their three-dimensional (3D) bulk forms^[10, 12–15].

Magnetic vdW materials, by definition, are consisted of 2D layers with spontaneous spin polarization below their magnetic critical temperatures. A long-range spin ordering was long believed not to be available in 2D as predicted by the early theories based on the isotropic Heisenberg models^[16]. Nevertheless, experimentalists, after having exhausted the low-hand fruits in graphene, recently moved their focus to the exfoliation of magnetic vdW compounds, and have claimed unambiguously the observation of magnetism down to the monolayer-limit in several vdW magnets^[13–15, 17, 18]. Since the research work on 2D magnetic monolayer reported by two groups almost in the same time in 2017^[13, 18], tremendous efforts have been put into discovering new 2D magnetic materials and exploring the spin interactions in them^[15, 17–32], making the 2D magnetism one of the most popular issues in both condensed matter physics and material sciences.

Compared to their 3D counterparts, the advantages of magnetic 2D materials can be twofold. Firstly, 2D magnets can be seamlessly assembled with different rotational angles between the layers of different kinds, thus allowing band engineering through tunable moiré super lattices. Secondly, many of the 2D magnets can be implemented into in-plane field effect transistors, as they are semiconducting with Fermi levels gate tunable. It thus largely increases the opportunities for future spintronic applications, in terms of not only the variety of materials but also the emergent physical phenomena that arise from the novel 2D nanostructures. In this review, we will briefly describe the state-of-the-art spintronics based on 2D vdW materials and offer a new perspective by drawing a potential roadmap of vdW spintronics for the next decade.

Correspondence to: B J Dong, dongbaojuan.1989@gmail.com; G Q Yu, guoqiangyu@iphy.ac.cn; Z V Han, vitto.han@gmail.com

Received 25 JUNE 2019; Revised 5 JULY 2019.

©2019 Chinese Institute of Electronics

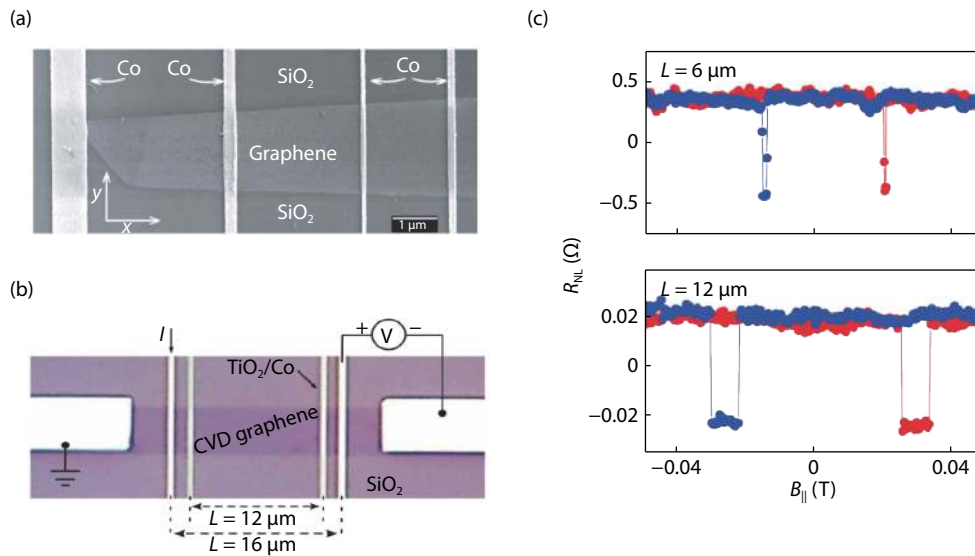


Fig. 1. (Color online) (a, b) Typical spin valve devices made of graphene^[33, 34]. (c) The performance of non-local magneto-resistance for CVD graphene spin valve with different channel lengths^[34].

2. The 'pre-history' of vdW magnets spintronics

Many of the vdW materials are non-magnetic. However, even in the early days of the 2D materials research, spin-related phenomena have already attracted vast attentions. Indeed, spin injection from magnetic electrodes into non-magnetic substrates can work as an in-plane configuration of spin valves^[1–8, 33, 34]. Because of the weak spin-orbit coupling and the resulting long spin diffusion length of up to tens of micron-meters^[34, 35], graphene was demonstrated to be an ideal platform for such applications (Figs. 1(a)–1(c)). Transition metal disulfide (TMD) such as MoS₂ is also reported to show similar effect but with a much shorter spin diffusion length^[36].

Except for direct spin injections, MoS₂ was also found to be a candidate for spin manipulations in an optical manner due to the spin-valley locking in this specific type of 2D material^[37, 38]. Recent experimental evidence showed that a band ferromagnetic state can be achieved with the assistance of a Zeeman gap^[39, 40]. Although this ferromagnetism-like behavior cannot occur without a perpendicular magnetic field, it does shed light on the possibility of obtaining the novel type of ordered spins in such 2D systems. When exposed to high magnetic fields, spin-related physics can also be realized in graphene, such as the observation of tunable quantum spin Hall effect^[41, 42]. It is noteworthy that, as a semimetal, graphene itself can be implemented for molecular spintronics^[43], which in principle is feasible with other 2D materials.

As stated above, before the isolation of 2D intrinsic vdW magnetic materials, spin-related phenomena have been widely studied in a broad range of vdW materials, which can be categorized in the volume of the 'pre-history' of intrinsic vdW magnets.

3. Exfoliated intrinsic vdW magnets spintronics

2D vdW magnets are not at all new materials, while they were just for unknown reasons not quite exfoliated before 2017. Actually, the bulk forms of layered magnetic compounds have been well characterized in terms of crystallographic and spin structures^[44–62]. Early few-layered devices were also fabricated and tested, but without systematic examina-

tions as a function of the number of layers down to the monolayer limit. Since 2017 when magnetism in the 2D limit was reported experimentally^[13, 18], 2D exfoliated vdW magnetic materials have received renewed research interest from worldwide, opening a new era of long-range spin orderings at 2D.

To date, experimental examinations together with theoretical predictions show that most spin exchange interactions in the 3D scenario (including direct Ising and XY interactions, and other indirect interactions) can prevail down to the 2D limit^[13, 15, 17–19, 49, 73–93]. According to the existing literatures, we here list the most studied families of 2D magnetic materials, with their fingerprints (such as bandgap, magnetic order, synthesis method, type of spin exchange interactions, critical magnetic temperature, etc.) labeled in Table 1.

The successful exfoliation of vdW magnets is just the beginning of the game, like every new topic in condensed matter physics — people have to find new physics, as well as new applications out of them. In the coming sections, we will discuss a couple of examples of such efforts.

4. Spin valves based on exfoliated vdW magnets

Spin valves have planar configurations as indicated in Section 1 and in Fig. 2(a), as well as vertical configurations that sometimes take the advantage of electron tunneling by sandwiching a tunneling insulator between two ferromagnetic (FM) layers, as shown in Fig. 2(b). This FM-insulator (I)-FM structure is well known as tunneling magnetoresistance (TMR)^[2], with maximum magnetoresistance defined as $2P_1P_2/(1-P_1P_2)$ in the Julliere model, while P_1 and P_2 are spin polarization ratios of each layer, respectively.

The first attempt of the vertical spin valve using vdW magnetic materials was realized in 2015, with two pieces of few-layered Fe-doped TaS₂ as the FM layers, while the tunnel layer was oxides formed naturally between their interface (Figs. 2(d) and 2(e)^[94]). TMR was reported to be about 7% in this structure, shown in Fig. 2(f). Intrinsic vdW ferromagnet Fe₃GeTe₂ was recently used to serve as FM layers in this very configuration, but with a better-controlled tunnel layer by intercalating an ultrathin hexagonal boron nitride (h-BN) between two Fe₃GeTe₂ flakes. Indeed, TMR can reach as high as 160% at

Table 1. A list of typical 2D vdW magnetic materials and their magnetic fingerprints.

Material	Bandgap	Magnetic orderings	Way to get	Measurement techniques	Exchange interactions	Critical temperature T_C/T_N	Tunability
CrI_3 ^[13, 14, 20, 63]	1.2 eV	Intralayer/FM Interlayer/AFM FM/bulk	Exfoliated	Magneto-optic Kerr effect (MOKE)	Ising/direct Double-exchange/ super-exchange	64 K/bulk 45 1L	Thickness Gate/ionic liquid electric field
CrBr_3 ^[21–23, 46]	2.1 eV/bulk	FM/bulk FM/2D	HQ graphene provided/bulk Exfoliated/1L	Magnetic circular dichroism (MCD)	Heisenberg/direct	35 K/bulk 37 K/3L 36/2L 27/1L	Not available (NA)
CrCl_3 ^[24, 57, 64, 65]	3.1 eV/bulk	Intralayer/FM Interlayer/AFM AFM/bulk	Chemical vapor transport(CVT)/bulk Exfoliated/2L	Tunneling	XY/direct	14 K/bulk 17 K/few-layer 16/2L	Thickness
$\text{Cr}_2\text{Si}_2\text{Te}_6$ ^[62, 66–69]	0.4 eV/direct-bulk 1.2 eV/indirect/bulk	FM	Self-flux/bulk Exfoliated/2D	Heisenberg/direct Double-exchange/ super-exchange MOKE	32 K/bulk 80 K/2D	Thickness	Thickness
$\text{Cr}_2\text{Ge}_2\text{Te}_6$ ^[15, 19]	0.45 eV	FM	Exfoliated	MOKE	Heisenberg/direct	45 K(bulk)	Gate/ionic liquid
Fe_3GeTe_2 ^[17]	0	FM	$\text{A1}_2\text{O}_3$ assisted exfoliated	Anomalous Hall Effect (AHE)	Ising/direct	180 K/bulk 20 K/1L	Thickness ionic liquid
FePS_3 ^[25, 70]	1.5 eV	AFM	CVT	Raman + DFT	Itinerate/super-exchange Ising/direct	123 K/bulk 118 K/1L	NA
MnPS_3 ^[25, 26, 47]	2.4 eV	AFM	CVT/bulk Exfoliated/2D	Physical property measurement systems (PPMS)/bulk Raman	Heisenberg/direct	78 K/bulk	Liquid gating
NiPS_3 ^[27, 71]	1.6 eV/indirect >2.4 eV/direct	AFM	CVT/bulk Exfoliated/2L	Raman	XY/direct	155 K/bulk 130 K/2L	NA
VSe_2 ^[17, 29]	0	FM/1L AFM/2L Paramagnetic/bulk	Molecular beam epitaxy(MBE)	MOKE AHE	NA	>300 K	Thickness Electric field
CrTe_2 ^[72]	0	FM	Oxidation of KCrTe_2	Squid	Itinerate/super-exchange	310 K/bulk	NA
V_5S_8 ^[30]	0	AFM/bulk FM/3.2 nm	Chemical Vapor Deposition (CVD)/10 nm Exfoliated/3.2 nm	AHE	NA	32 K/bulk 2 K/3.2 nm	Thickness
CrSe ^[31]	NA	FM	CVD	PPMS	NA	208 K	NA
Cr_2S_3 ^[32]	NA	FM	CVD	PPMS	NA	120 K	NA

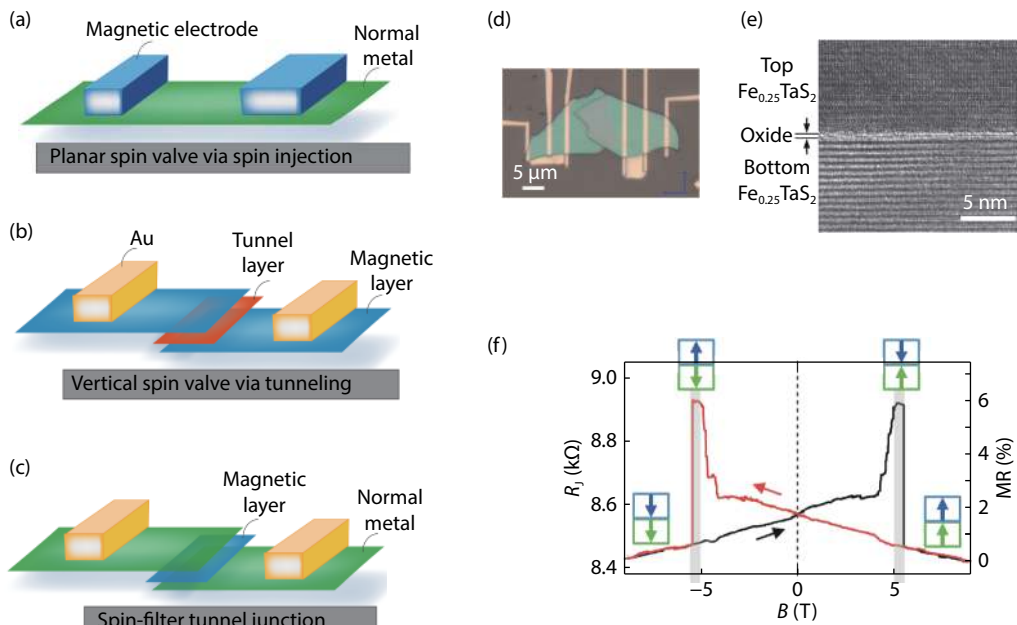


Fig. 2. (Color online) (a, b) Schematics of configurations for 2D spin valve devices, and (c) 2D spin filter tunnel junction (sf-TJ). (d–f) The first spin valve demonstrated using 2D vdW magnetic (Fe-doped TaS_2) materials^[94].

4.2 K^[95].

Magnetic vdW materials can be easily exfoliated on a desktop and assembled into spintronic devices, which are free of epitaxial technology and in principle can be mass-produced by means of chemical vapor deposition (CVD) etc. It thus opens up a totally new page and shall give a profound impact on the future of the spin-valve industries. Nevertheless, the experimentally-demonstrated spin valves are, so far, working far below room temperature. The transfer/stacking method is yet to be optimized for batch production, which will also be discussed from a broad perspective in the last section of this review.

5. vdW magnetic tunnel junctions

Besides the FM–I–FM configuration, metal–FM–metal configuration, which has the insulating FM sandwiched between two metals, has also been used as spintronic device, often referred to as spin filter tunnel junction (sf-TJ), as shown in Fig. 2(c). As given in Table 1, many of the vdW magnetic materials (including CrI_3 , CrBr_3 and etc.) have semiconducting gaps, and usually are quite insulating at low temperature, thus providing a unique chance for the study of 2D vdW sf-TJs and related tunneling physics.

Indeed, several experiments have confirmed that multilayered- CrX_3 ($X = \text{I}, \text{Br}, \text{Cl}$) sf-TJs have extremely large magnetoresistance up to $\sim 106\%$ ^[21, 23, 24, 96–100]. Magnon-assisted tunnel spectroscopy was also studied in CrBr_3 sf-TJ devices^[21]. Compared with non-magnetic tunnel barriers within the same structure, a spin-polarized tunnel layer can provide new mechanism for electron tunneling via magnon-emissions instead of phonons or localized state in the former case^[101–105].

In addition to the applications stated above, sf-TJs made of vdW magnetic tunnel layers can serve in a new kind of vertical spin-related field effect transistor. In this scenario, transparent few-layered graphene gate electrodes are often equipped within the structure illustrated in Fig. 3(a), in the sense that optical probe can penetrate the graphene gate without catching

any parasitic magnetic signals but the ones from the vdW magnetic tunneling layer itself. During measurements, gate voltages can be seamlessly applied, pumping electron in and out of the band structure of the target vdW magnet and sequentially affecting the magnetic parameters including coercivity, Curie temperature, and etc.^[15, 107].

It is noteworthy that, so far, investigations on sf-TJs that utilize antiferromagnetic vdW layers as tunnel barrier remain scarce. To some extent, both sf-TJs (Fig. 2(c)) and TMRs (Fig. 2(b)) can be used as logic unit and magnetic sensors^[107–109]. Again, magnetic critical temperatures up to room temperature of those 2D vdW magnets are deadly desired at the current stage.

6. Planar vdW magnetic field effect transistors

Not quite similar to the sf-TJ with insulating vdW magnetic tunnel layer mentioned above, a real planar structure that mimics the famed metal-oxide field effect transistor (FET) can also be achieved in vdW magnets. This will require naturally a semiconducting channel, or at least a conducting channel whose electron density of states can be gate tuned, via electrostatic or liquid gate techniques.

A series of vdW materials $\text{Cr}_2\text{M}_2\text{Te}_6$ ($M = \text{Si}, \text{Ge}$) compounds were reported to be intrinsic magnetic semiconductors, with reported band gaps varying in the range of 0.4–1.2 eV^[15, 19, 62, 66–69]. It thus makes them ideal platforms to investigate FETs based on their exfoliated thin flakes. Several iterations of vdW spin-FET devices are illustrated in Figs. 4(a)–4(c), while the earliest experimental attempt can be traced back to 2016, as shown in Fig. 4(a)^[62]. However, due to the air-instability, those devices made in air showed relatively poor performance^[62, 110], while h-BN protection in the inert gas atmosphere significantly improved the gate tunability of electron charge and spin, as shown in Figs. 4(e)–4(g)^[15].

It was known that even conventional metallic thin Fe, Co films can manifest tunable magnetic parameters via ionic gating^[111–113], by two orders of magnitude stronger gate effi-

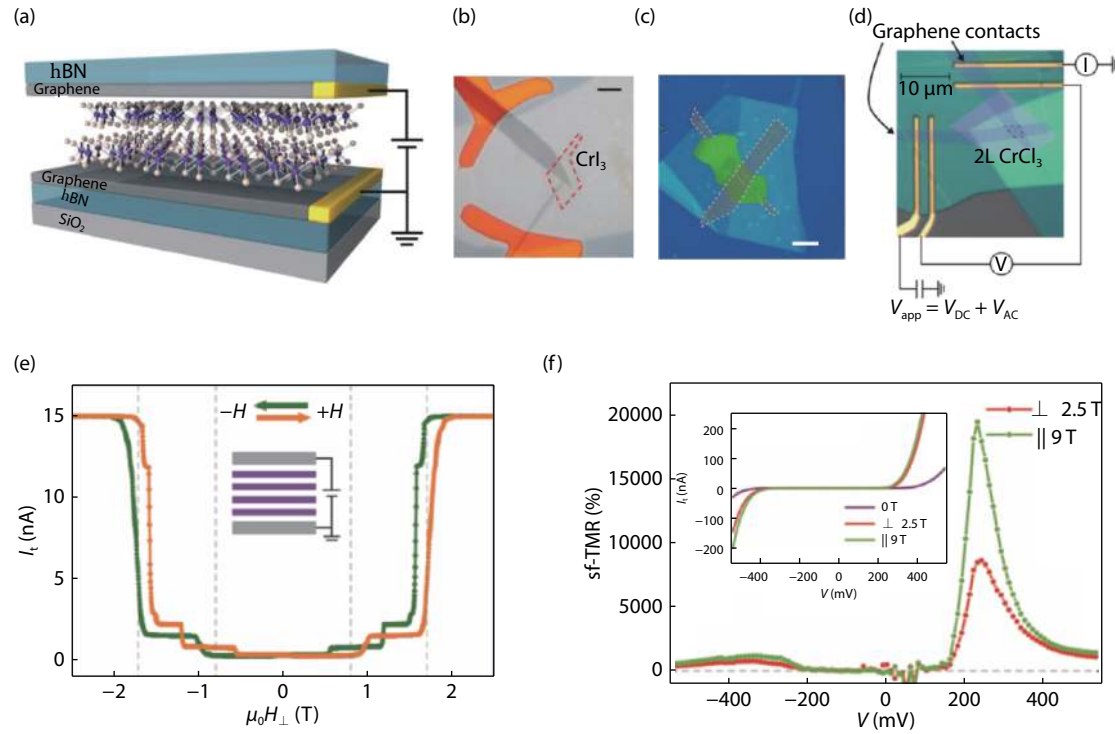


Fig. 3. (Color online) (a) Schematics of CrI₃ sf-TJ^[96]. (b–d) Optical images of several iterations of vdW 2D sf-TJ devices since 2017^[96, 99, 106]. Notice that all of them have very small junction area possibly to reduce the number of magnetic domains. (e, f) The magneto-tunneling current and spin-filtered magnetoresistance for a four-layered CrI₃ sf-TJ device^[96].

ciency compared to the Si gate^[15]. Similar effect was observed in a metallic phase few-layered Fe₃GeTe₂ down to the monolayer limit^[17]. Strikingly, Curie temperature of a four-layered Fe₃GeTe₂ can be enhanced to over 300 K using the ionic liquid gating technique^[17]. Great promises are therefore held that room-temperature vdW magnetic transistor may be a key to revolutionize spintronics in the future. To note that recent reports have shown geometry effect (nano-patterning) can also enhance the magnetic ordering temperature up to room temperature in thin flakes of Fe₃GeTe₂^[114].

Up to now, studies on vdW magnetic semiconducting FETs are still on the go. There is plenty of room to improve the performances, including the working temperature, and the interface between FM and AFM vdW semiconductors, and etc.. While vdW FM semiconductors are of great interest for planar FETs, it is noteworthy that there is the family of vdW AFM semiconductors, which are also promising for planar FETs, as well as opto-electronic applications.

7. Current-driven switching of vdW magnets

About three decades after the theoretical predictions^[115, 116], it was experimentally confirmed that due to the spin-orbit coupling (SOC), a transverse spin current can be generated in a non-magnetic system via an unpolarized electrical current, which is referred to as the famed spin Hall effect (SHE)^[117, 118]. Spin Hall and inverse spin Hall effects are known to have fueled many important manifestations on spintronic devices probed by both electrical and by optical detection techniques^[119, 120].

When interfaced with a magnetic layer, the SHE in the non-magnetic layer with large SOC can exert an orbit torque (SOT) on the magnetic layer that can switch the direction of magnetization, thus giving rise to a current-driven spin flip. Dur-

ing the switching process, a small external magnetic field colinear with the current is required^[121], unless the lateral structural symmetry is broken^[122]. The SOT devices show much-improved energy efficiency as compared to spin transfer torque (STT) technique, and thus are of great importance for magnetic memory applications. As discussed at the beginning of this review, owing to the advantages of 2D materials, it is believed that the vdW magnets can serve as a new material-base for the SOT multi-layer heterostructures^[123].

Indeed, the reports in 2019 indicate that it is absolutely feasible to replace the conventional magnetic film with vdW ferromagnets in the SOT structures^[124, 125]. As shown in Figs. 5(a), 5(b), and 5(e), few-layered Fe₃GeTe₂ (FGT) was chosen to be interfacially coupled to a metallic Pt thin film, thus giving rise to a non-magnetic/vdW-magnetic interface. With the help of a small in-plane magnetic field, the out-of-plane magnetization of FGT can be switched at a critical current, indicated in Figs. 5(c), 5(d), 5(f), and 5(g)^[124, 125].

At the current stage, SOT devices using vdW magnets as a platform are still far from mature to meet the applicational standard, such as free of an external magnetic field, low critical switching current density, and etc. Apparently, room temperature operation is needed, and the SOC layers are so far still conventional metallic thin films. There is thus a long way to go to address the above points to push the vdW SOT devices towards real applications.

It is worth noting that spin Hall effects can be also observed via magneto-optical Kerr measurements as experimentally evidenced in semiconducting TMDs^[126]. Therefore, from both fundamental and application points of view, it is believed that almost all-vdW materials-based SOT devices are possible. And thanks to the electronic band gaps often existing in either TMDs or vdW magnets, gate-tunable multi-functional

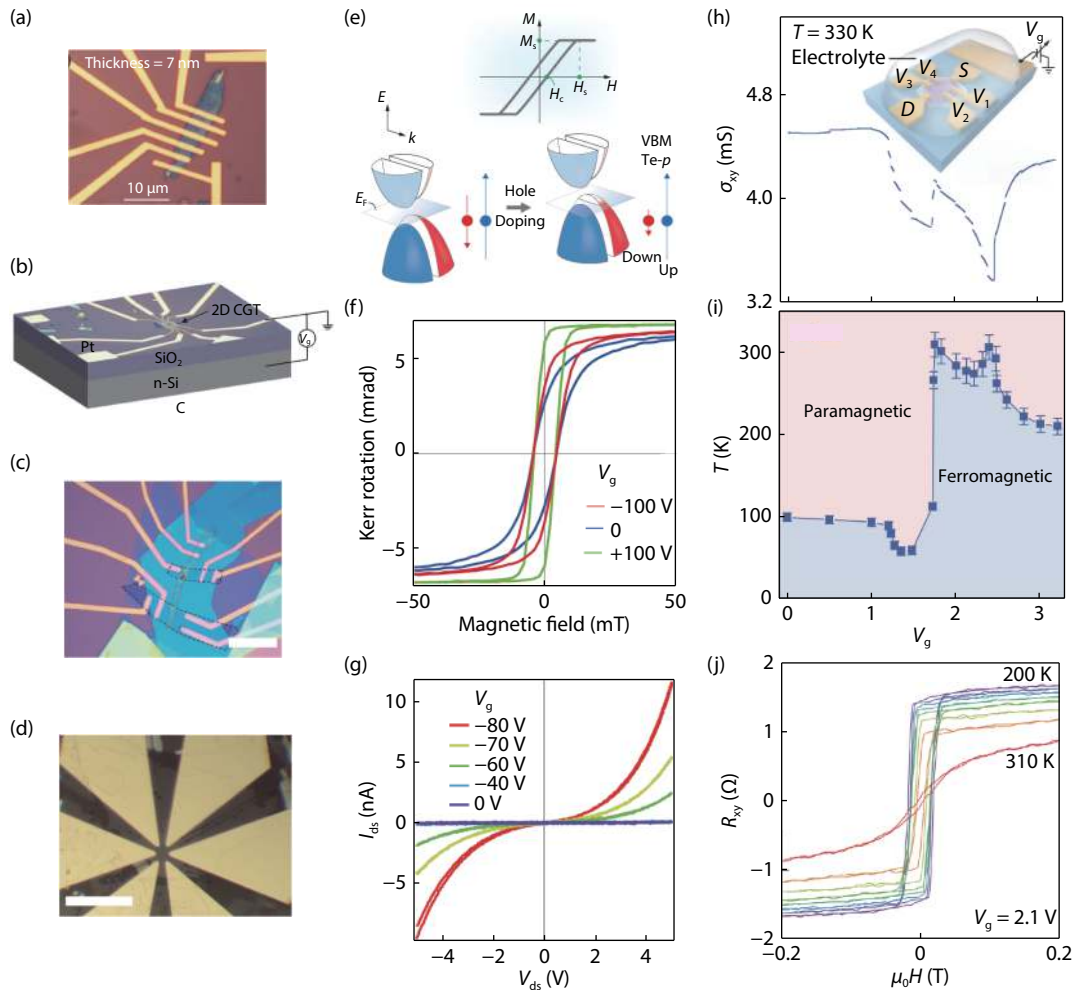


Fig. 4. (Color online) Optical image of several versions of spin-FETs based on magnetic vdW materials (a) semiconducting CrSiTe_3 ^[62], (b) semiconducting $\text{Cr}_2\text{Ge}_2\text{Te}_6$ ^[110], (c) h-BN encapsulated $\text{Cr}_2\text{Ge}_2\text{Te}_6$ (red and black dashed lines label the edge of $\text{Cr}_2\text{Ge}_2\text{Te}_6$ and graphene electrodes, respectively)^[15], and (d) Al_2O_3 -assisted exfoliated 4-layered metallic Fe_3GeTe_2 ^[17], respectively. Scale bars in (c) and (d) are 10 and 100 μm , respectively. (e) Schematic of the tunable Fermi level and simplified spin-polarized band structure of the vdW intrinsic magnetic semiconductor^[15]. (f, g) Gate tuned magnetic hysteresis loops and gate-tuned I - V curves of the few-layered $\text{Cr}_2\text{Ge}_2\text{Te}_6$ planar FET device^[15]. (h, i) Longitudinal conductivity and Curie temperature of the Fe_3GeTe_2 planar FET as a function of ion liquid gate^[17]. (j) The anomalous Hall curves of the ionic-gated Fe_3GeTe_2 planar FET at different temperatures^[17].

magneto-optotronics and/or memories will have profound impacts in the next generation spintronics.

8. Other possibilities and an outlook of vdW spintronics

In the previous sections a couple of typical vdW spintronic devices such as spin valves, spin filter tunnel junctions, and planar spin FET have been introduced, and we now come to a brief discussion on several other configurations of spintronic devices using vdW magnets as a platform. In Fig. 6, a variety of nanostructures for vdW spintronics are illustrated. It can be seen that spin-related electronic devices can in principle be built via a mechanical stacking method, giving rise to possible applications such as 2D heterostructure of multi-ferroics, vdW magnetic recording, and topological magnetic states, etc. Up to now, the emerging phenomena in 2D vertical multi-ferroics as well as topological magnetic states in the vdW systems are attracting great interests. We now propose a roadmap for exfoliated spintronics, as indicated in Fig. 7. In short, depending on the development of vdW materials, the future trend of the

vdW spintronics can be classified into fundamental- and application-oriented directions.

For fundamental research, the future tasks will be looking for new emerging phenomena including topological magnetic states (Skyrmion^[127]) as an example, magnetic semiconductors and the associated devices such as magnetic p-n junctions, 2D multi-ferroic devices via the stacking of vdW layered materials, the novel devices for superconducting spintronics (such as Pi junction^[128], etc.) based on vdW magnets, novel interfacial coupling using layered FM/AFM compounds, as well as NMR/ESR and Rashba effects in 2D vdW systems.

For application research, the top priority will be to find room temperature vdW magnets. And the mission for future application shall include spin torque transfer (or spin Hall related) devices, spin diodes, spin valves, vdW magnetic semiconductors (as compared to the bulk diluted magnetic semiconductors^[129–133]), magnetic electronic sensors, data storage devices (such as optical/electrical writing of domains, exchange bias effects that may be gate tunable, magnetic vdW electronics for biological utilities, etc.).

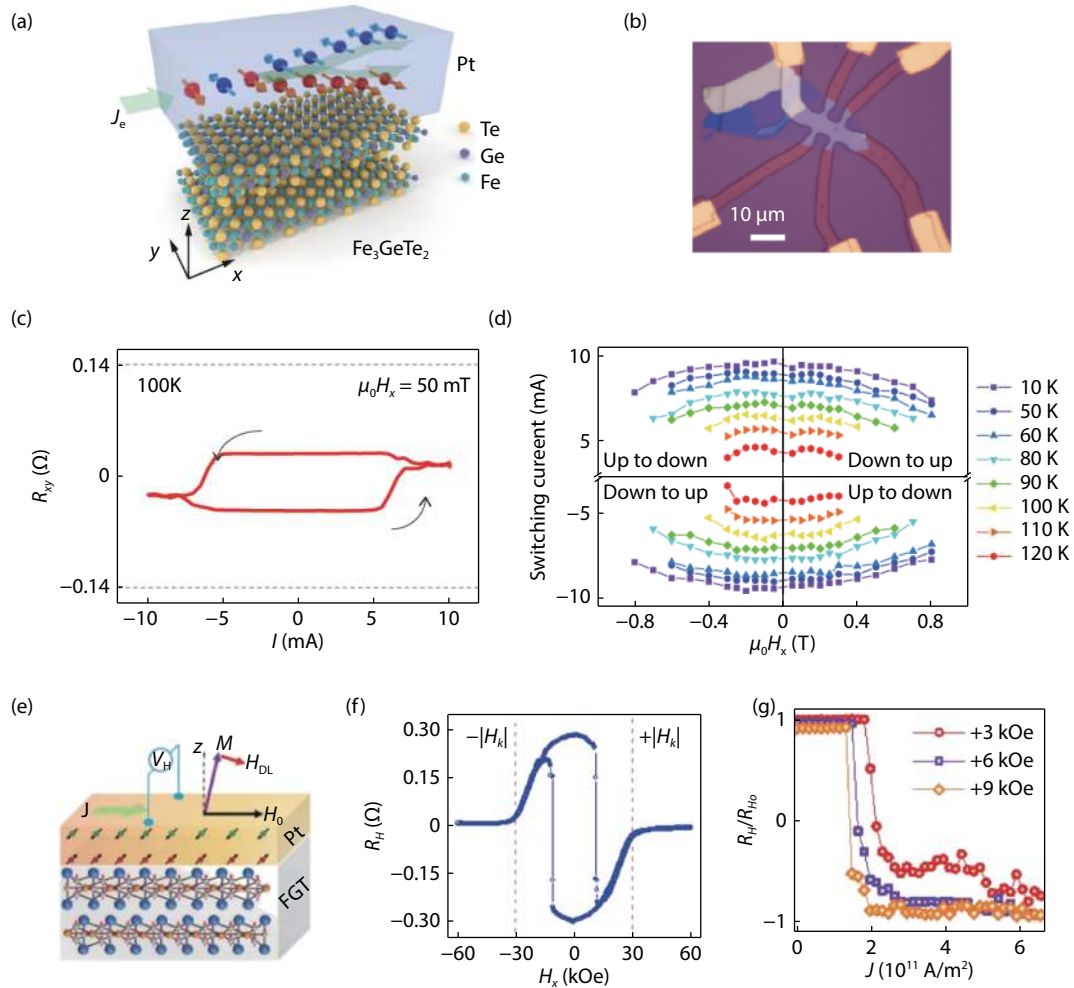


Fig. 5. (Color online) (a, b) Schematic and optical image of a typical Pt/FGT device^[124]. (c) Hall resistivity recorded as a function of current flowing in the 2D vdW heterostructure device. A hysteresis loop can be seen, demonstrating the current-driven magnetic switch of the magnetizations in the FGT layer^[124]. (d) Switching current as a function of externally applied in-plane magnetic fields at different temperatures^[124]. (e) Schematic structure of Pt/FGT device^[125]. (f) Anomalous Hall effect curve of the Pt/FGT device^[125]. (g) Current-induced magnetic switch at different external magnetic fields^[125].

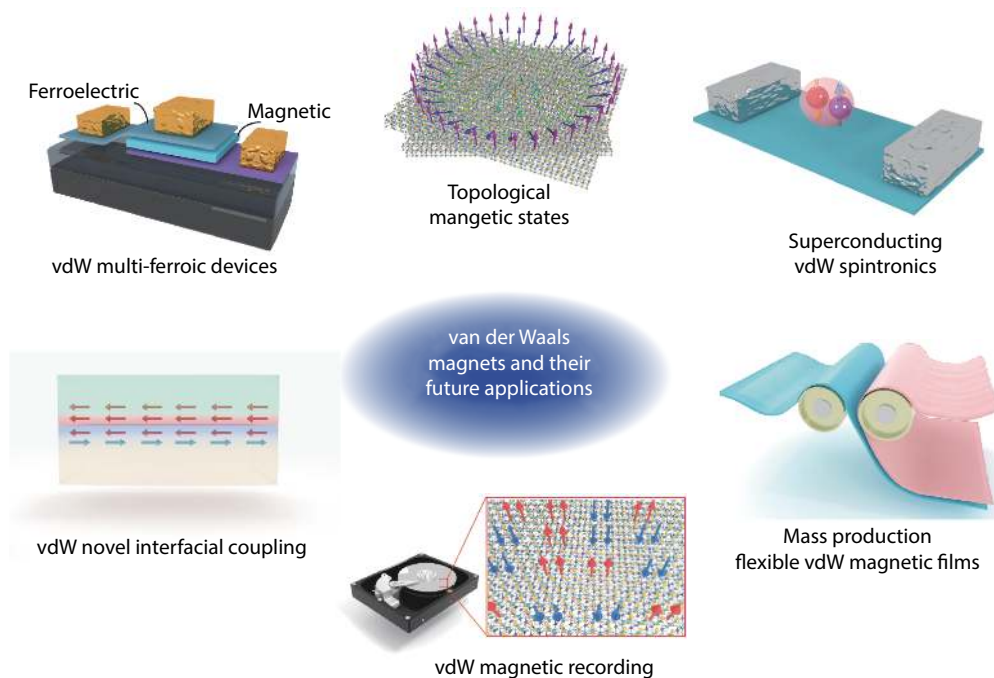


Fig. 6. (Color online) Illustration of different nanostructures for vdW spintronics.

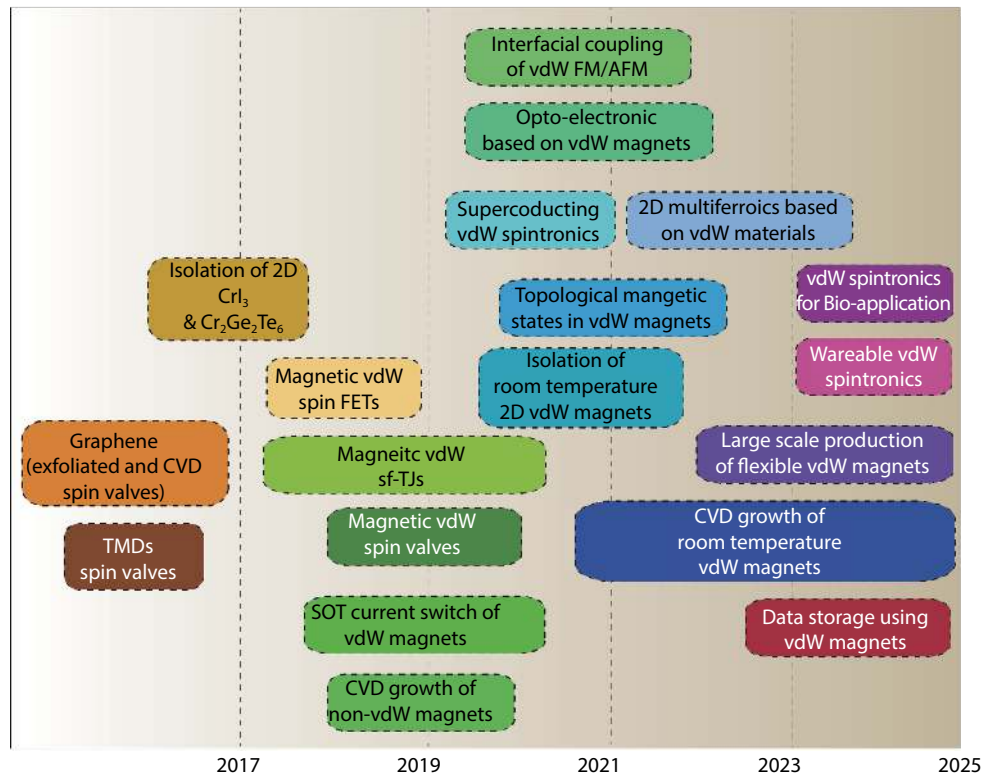


Fig. 7. (Color online) A roadmap for the exfoliated spintronics.

Finally, we would like to recall the fact that, in principle, vdW magnetic materials are compatible with mass production processes such as CVD methods^[134]. For example, CVD grown non-vdW magnetic thin films have been demonstrated recently^[31, 32]. It is reasonable to believe that flexible spintronics can be realized in the very near future. Layered magnetic materials thus hold great promises for spintronics made in a totally new manner, i.e., atomic layer by atomic layer, with an infinite combination of the rotation angle, and unlimited possibility of assembling sequence, that will truly revolutionize our daily life.

Acknowledgment

This work is supported by the National Key R&D Program of China (No. 2017YFA0206302), and is supported by the National Natural Science Foundation of China (Grants No. 51627801). G.Y. thanks the financial supports from the National Natural Science Foundation of China (Grants No. 11874409). T. Yang acknowledges supports from the Major Program of Aerospace Advanced Manufacturing Technology Research Foundation NSFC and CAS, China (No. U1537204).

References

- [1] Tedrow P M, Meservey R. Spin polarization of electrons tunneling from films of Fe, Co, Ni, and Gd. *Phys Rev B*, 1973, 7, 318
- [2] Jullière M. Tunneling between ferromagnetic films. *Phys Lett A*, 1975, 54, 225
- [3] Johnson M, Silsbee R H. Interfacial charge-spin coupling: Injection and detection of spin magnetization in metals. *Phys Rev Lett*, 1985, 55, 1790
- [4] Baibich M, Broto J M, Fert A, et al. Magnetoresistance of (001)Fe/(001)Cr magnetic superlattices. *Phys Rev Lett*, 1988, 61, 2472
- [5] Binasch G, Grünberg P, Saurenbach F, et al. Enhanced magnetoresistance in layered magnetic structures with antiferromagnetic interlayer exchange. *Phys Rev B*, 1989, 39, 4828
- [6] Datta S, Das B. Electronic analog of the electro-optic modulator. *Appl Phys Lett*, 1990, 56, 665
- [7] Dieny B, Speriou V S, Metin S, et al. Magnetotransport properties of magnetically soft spin-valve structures. *J Appl Phys*, 1991, 69, 4774
- [8] Moodera J S, Kinder L R, Wong T M, et al. Large magnetoresistance at room temperature in ferromagnetic thin film tunnel junctions. *Phys Rev Lett*, 1995, 74, 3273
- [9] Rashba E I. Properties of semiconductors with an extremum loop. I. Cyclotron and combinational resonance in a magnetic field perpendicular to the plane of the loop. *Soviet Phys Solid State*, 1960, 2, 1109
- [10] Novoselov K S, Geim A K, Morozov S V, et al. Electric field effect in atomically thin carbon films. *Science*, 2004, 306, 666
- [11] Nicolas M, Marco G, Philippe S, et al. Two-dimensional materials from high-throughput computational exfoliation of experimentally known compounds. *Nat Nanotechnol*, 2018, 13, 246
- [12] Mak K F, Lee C, Hone J, et al. Atomically thin MoS₂: a new direct-gap semiconductor. *Phys Rev Lett*, 2010, 105, 136805
- [13] Huang B, Clark G, Navarro-Moratalla E, et al. Layer-dependent ferromagnetism in a van der Waals crystal down to the monolayer limit. *Nature*, 2017, 546, 270
- [14] Huang B, Clark G, Klein D R, et al. Electrical control of 2D magnetism in bilayer CrI₃. *Nat Nanotechnol*, 2018, 13, 544
- [15] Wang Z, Zhang T, Ding M, et al. Electric-field control of magnetism in a few-layered van der Waals ferromagnetic semiconductor. *Nat Nanotechnol*, 2018, 13, 554
- [16] Mermin N D, Wagner H. Absence of ferromagnetism or antiferromagnetism in one- or two-dimensional isotropic Heisenberg models. *Phys Rev Lett*, 1966, 17, 1133
- [17] Deng Y J, Yu Y J, Song Y C, et al. Gate-tunable room-temperature ferromagnetism in two-dimensional Fe₃GeTe₂. *Nature*, 2018, 563, 94

- [18] Fei Z Y, Huang B, Malinowski P, et al. Two-dimensional itinerant ferromagnetism in atomically thin Fe_3GeTe_2 . *Nat Mater*, 2018, 17, 778
- [19] Gong C, Li L, Li Z L, et al. Discovery of intrinsic ferromagnetism in two-dimensional van der Waals crystals. *Nature*, 2017, 546, 265
- [20] Zhong D, Seyler K L, Linpeng X Y, et al. Van der Waals engineering of ferromagnetic semiconductor heterostructures for spin and valleytronics. *Sci Adv*, 2017, 3, 5
- [21] Ghazaryan D, Greenaway M T, Wang Z, et al. Magnon-assisted tunnelling in van der Waals heterostructures based on CrBr_3 . *Nat Electron*, 2018, 1, 344
- [22] Samuelsen E J, Silbergliitt R, Shirane G, et al. Spin waves in ferromagnetic CrBr_3 studied by inelastic neutron scattering. *Phys Rev B*, 1971, 3, 157
- [23] Kim H H, Yang B W, Li S W, et al. Evolution of interlayer and intralayer magnetism in three atomically thin chromium trihalides. *PNAS*, 2019, 116(23), 11131
- [24] Cai X H, Song T C, Wilson N P, et al. Atomically thin CrCl_3 : an in-plane layered antiferromagnetic insulator. *Nano Lett*, 2019, 19(6), 3993
- [25] Rehman Z U, Muhammad Z, Moses O A, et al. Magnetic isotropy/anisotropy in layered metal phosphorous trichalcogenide MPS_3 ($M = \text{Mn, Fe}$) single crystals. *Micromachines*, 2018, 9, 292
- [26] Long G, Zhang T, Cai X B, et al. Isolation and characterization of few-layer manganese thiophosphite. *ACS Nano*, 2017, 11, 11330
- [27] Kim K, Lim S Y, Lee J U, et al. Suppression of magnetic ordering in XXZ-type antiferromagnetic monolayer NiPS_3 . *Nat Commun*, 2019, 10, 345
- [28] Bonilla M, Kolekar S, Ma Y J, et al. Strong room-temperature ferromagnetism in VSe_2 monolayers on van der Waals substrates. *Nat Nanotechnol*, 2018, 13, 289
- [29] Gong S J, Gong C, Sun Y Y, et al. Electrically induced 2D half-metallic antiferromagnets and spin field effect transistors. *PANS*, 2018, 115, 8511
- [30] Niu J J, Yan B M, Ji Q Q, et al. Anomalous Hall effect and magnetic orderings in nanothick V_5S_8 . *Phys Rev B*, 2017, 96, 075402
- [31] Zhang Y, Chu J W, Yin L, et al. Ultrathin magnetic 2D single-crystal CrSe . *Adv Mater*, 2019, 31, 1900056
- [32] Chu J W, Zhang Y, Wen Y, et al. Sub-millimeter-scale growth of one-unit-cell-thick ferrimagnetic Cr_2S_3 nanosheets. *Nano Lett*, 2019, 19, 2154
- [33] Nikolaos T, Csaba J, Mihaita P, et al. Electronic spin transport and spin precession in single graphene layers at room temperature. *Nature*, 2007, 448, 571
- [34] Kamalakar M V, Groenvelde C, Dankert A, et al. Long distance spin communication in chemical vapour deposited graphene. *Nat Commun*, 2015, 6, 6766
- [35] Wei P, Lee S, Lemaitre F, et al. Strong interfacial exchange field in the graphene/EuS heterostructure. *Nat Mater*, 2016, 15, 711
- [36] Wang W, Narayan A, Tang L, et al. Spin-valve effect in $\text{NiFe}/\text{MoS}_2/\text{NiFe}$ junctions. *Nano Lett*, 2015, 15, 5261
- [37] Xiao D, Liu G B, Feng W X, et al. Coupled spin and valley physics in monolayers of MoS_2 and other group-VI dichalcogenides. *Phys Rev Lett*, 2012, 108, 196802
- [38] Mak K F, He K L, Shan J, et al. Control of valley polarization in monolayer MoS_2 by optical helicity. *Nat Nanotechnol*, 2012, 7, 494
- [39] Stier A V, McCreary K M, Jonker B T, et al. Exciton diamagnetic shifts and valley Zeeman effects in monolayer WS_2 and MoS_2 to 65 Tesla. *Nat Commun*, 2016, 7, 10643
- [40] Roch J G, Froehlicher G, Leisgang N, et al. Spin-polarized electrons in monolayer MoS_2 . *Nat Nanotechnol*, 2019, 14, 432
- [41] Kane C L, Mele E J. Quantum spin Hall effect in graphene. *Phys Rev Lett*, 2005, 95, 226801
- [42] Young A F, Sanchez-Yamagishi J D, Hunt B, et al. Tunable symmetry breaking and helical edge transport in a graphene quantum spin Hall state. *Nature*, 2014, 505, 528
- [43] Andrea C, Svetlana K, Mario R, et al. Graphene spintronic devices with molecular nanomagnets. *Nano Lett*, 2011, 11, 2634
- [44] Dillon J F, Kamimura H, Remeika J P, et al. Magneto-optical properties of ferromagnetic chromium trihalides. *J Phys Chem Solids*, 1966, 27, 1531
- [45] Li B, Xing T, Zhong M Z, et al. A two-dimensional Fe-doped SnS_2 magnetic semiconductor. *Nat Commun*, 2017, 8, 1958
- [46] Ho J T, Litster J D. Magnetic equation of state of CrBr_3 near critical point. *Phys Rev Lett*, 1969, 22, 603
- [47] Okuda K, Kurosawa K, Saito S, et al. Magnetic properties of layered compound MnPS_3 . *J Phys Soc Jpn*, 1986, 55, 4456
- [48] Carteaux V, Brunet D, Ouvrard G, et al. Crystallographic, magnetic and electronic structures of a new layered ferromagnetic compound $\text{Cr}_2\text{Ge}_2\text{Te}_6$. *J Phys Condens Matter*, 1995, 7, 69
- [49] Ji H, Stokes R A, Alegria L D, et al. A ferromagnetic insulating substrate for the epitaxial growth of topological insulators. *J Appl Phys*, 2013, 114, 114907
- [50] Deiseroth H J, Aleksandrov K, Reiner C, et al. Fe_3GeTe_2 and Ni_3GeTe_2 —two new layered transition-metal compounds: crystal structures, HRTEM investigations, and magnetic and electrical properties. *Eur J Inorg Chem*, 2006, 2006, 1561
- [51] Chen B, Yang J, Wang H, et al. Magnetic properties of layered itinerant electron ferromagnet Fe_3GeTe_2 . *J Phys Soc Jpn*, 2013, 82, 124711
- [52] Dillon J F, Olson C E. Magnetization resonance and optical properties of ferromagnet CrI_3 . *J Appl Phys*, 1965, 36, 1259
- [53] Carteaux V, Moussa F, Spiesser M. 2D ising-like ferromagnetic behavior for the lamellar $\text{Cr}_2\text{Si}_2\text{Te}_6$ compound: a neutron-scattering investigation. *Europhys Lett*, 1995, 29, 251
- [54] Li X, Cao T, Niu Q, et al. Coupling the valley degree of freedom to antiferromagnetic order. *Proc Natl Acad Sci USA*, 2013, 110, 3738
- [55] Sachs B, Wehling T O, Novoselov K S, et al. Ferromagnetic two-dimensional crystals: single layers of K_2CuF_4 . *Phys Rev B*, 2013, 88, 201402
- [56] Kong T, Stolze K, Timmons E I, et al. VI_3 —a new layered ferromagnetic semiconductor. *Adv Mater*, 2019, 31, 1808074
- [57] McGuire M A, Dixit H, Cooper V R, et al. Coupling of crystal structure and magnetism in the layered, ferromagnetic insulator CrI_3 . *Chem Mater*, 2015, 27, 612
- [58] Sivadas N, Daniels M W, Swendsen R H, et al. Magnetic ground state of semiconducting transition-metal trichalcogenide monolayers. *Phys Rev B*, 2015, 91, 235425
- [59] Du K, Wang X, Liu Y, et al. Weak van der Waals stacking, wide-range band gap, and raman study on ultrathin layers of metal phosphorus trichalcogenides. *ACS Nano*, 2016, 10, 1738
- [60] May A F, Calder S, Antoni C, et al. Magnetic structure and phase stability of the van der Waals bonded ferromagnet $\text{Fe}_{3-x}\text{GeTe}_2$. *Phys Rev B*, 2016, 93, 014411
- [61] Lee S, Choi K Y, Lee S, et al. Tunneling transport of mono- and few-layers magnetic van der Waals MnPS_3 . *Appl Mater*, 2016, 4, 086108
- [62] Lin M, Zhuang H L, Yan J, et al. Ultrathin nanosheets of CrSiTe_3 : a semiconducting two-dimensional ferromagnetic material. *J Mater Chem C*, 2016, 4, 315
- [63] Zhang W, Qu Q, Zhu P, et al. Robust intrinsic ferromagnetism and half semiconductivity in stable two-dimensional single-layer chromium trihalides. *J Mater Chem C*, 2015, 3, 12457
- [64] McGuire M A, Clark G, KC S, et al. Magnetic behavior and spin-lattice coupling in cleavable van der Waals layered CrCl_3 crystals. *Phys Rev Mater*, 2017, 1, 014001
- [65] McGuire, M. A Crystal and magnetic structures in layered, transition metal dihalides and trihalides. *Crystals*, 2017, 7, 121

- [66] Williams T J, Aczel C C, Lumsden M D, et al. Magnetic correlations in the quasi-two-dimensional semiconducting ferromagnet CrSiTe₃. *Phys Rev B*, 2015, 92, 144404
- [67] Li X, Yang J. CrXTe₃ (X = Si, Ge) nanosheets: two dimensional intrinsic ferromagnetic semiconductors. *J Mater Chem C*, 2014, 2, 7071
- [68] Carteaux V, Ouvrard G, Grenier J C, et al. Magnetic structure of the new layered ferromagnetic chromium hexatellurosilicate Cr₂Si₂Te₆. *J Magn Magn Mater*, 1991, 94, 127
- [69] Casto L D, Clune A J, Yokosuk M O, et al. Strong spin-lattice coupling in CrSiTe₃. *APL Mater*, 2015, 3, 041515
- [70] Lee J, Lee S, Ryoo J H, et al. Ising-type magnetic ordering in atomically thin FePS₃. *Nano Lett*, 2016, 16, 7433
- [71] Kuo C, Neumann M, Balamurugan K, et al. Exfoliation and Raman spectroscopic fingerprint of few-layer NiPS₃ Van der Waals crystals. *Sci Rep*, 2016, 6, 20904
- [72] Freitas D C, Weht R, Sulpice A, et al. Ferromagnetism in layered metastable 1T-CrTe₂. *J Phy: Condens Matter*, 2015, 27, 176002
- [73] Stanley H E, Kaplan T A. Possibility of a phase transition for the two-dimensional Heisenberg model. *Phys Rev Lett*, 1966, 17, 913
- [74] Kosterlitz J M, Thouless D J. Ordering, metastability and phase transitions in two-dimensional systems. *J Phys C*, 1973, 6, 1181
- [75] Fröhlich J, Lieb E H. Existence of phase transitions for anisotropic Heisenberg models. *Phys Rev Lett*, 1977, 38, 440
- [76] Mohn P. Magnetism in the solid state: an introduction. Berlin: Springer, 2005
- [77] Blundell S. Magnetism in condensed matter. Oxford: Oxford University Press, 2001
- [78] Cao Y, Fatemi V, Demir A, et al. Correlated insulator behaviour at half-filling in magic-angle graphene superlattices. *Nature*, 2018, 556, 80
- [79] Samarth N. Condensed-matter physics: Magnetism in flatland. *Nature*, 2017, 546, 216
- [80] Tsubokawa I. On the magnetic properties of a CrBr₃ single crystal. *J Phys Soc Jpn*, 1960, 15, 1664
- [81] Hansen W N. Some magnetic properties of the chromium (III) halides at 4.2°K. *J Appl Phys*, 1959, 30, S304
- [82] Starr C, Bitter F, Kaufmann A R. The magnetic properties of the iron group anhydrous chlorides at low temperatures. I. experimental. *Phys Rev*, 1940, 58, 977
- [83] Hansen W N, Griffel M. Heat capacities of CrF₃ and CrCl₃ from 15 to 300 K. *J. Chem. Phys*, 1958, 28, 902-907
- [84] Cable J W, Wilkinson M K, Wollan E O. Neutron diffraction investigation of antiferromagnetism in CrCl₃. *J Phys Chem Solids*, 1961, 19, 29
- [85] Berry K O, Smardzewski R R, McCarley R E. Vaporization reactions of vanadium iodides and evidence for gaseous vanadium (IV) iodide. *Inorg Chem*, 1969, 8, 1994
- [86] Zhuang H L, Xie Y, Kent P R C, et al. Computational discovery of ferromagnetic semiconducting single-layer CrSnTe₃. *Phys Rev B*, 2015, 92, 035407
- [87] Ouvrard G, Brec R, Rouxel J. Structural determination of some MPS₃ layered phases (M = Mn, Fe, Co, Ni and Cd). *Mater Res Bull*, 1985, 20, 1181
- [88] Taylor B, Steger J, Wold A, et al. Preparation and properties of iron phosphorus triselenide, FePSe₃. *Inorg Chem*, 1974, 13, 2719
- [89] Lado J L, Fernández-Rossier J. On the origin of magnetic anisotropy in two dimensional CrI₃. *2D Mater*, 2017, 4, 035002
- [90] Brec R. Review on structural and chemical properties of transition metal phosphorus trisulfides MPS₃. In: Intercalation in Layered Materials. Vol. 148. Springer, 1986
- [91] Wildes A R, Simonet V, Ressouche E, et al. The magnetic properties and structure of the quasi-two-dimensional antiferromagnet CoPS₃. *J Phys: Condens Matter*, 2017, 29, 455801
- [92] Joy P A, Vasudevan S. Magnetism in the layered transition-metal thiophosphates MPS₃ (M = Mn, Fe, and Ni). *Phys Rev B*, 1992, 46, 5425
- [93] Kurosawa K, Saito S, Yamaguchi Y. Neutron diffraction study on MnPS₃ and FePS₃. *J Phys Soc Jpn*, 1983, 52, 3919
- [94] Arai M, Moriya R, Yabuki N, et al. Construction of van der Waals magnetic tunnel junction using ferromagnetic layered dichalcogenide. *Appl Phys Lett*, 2015, 107, 103107
- [95] Wang Z, Sapkota D, Taniguchi T, et al. Tunneling spin valves based on Fe₃GeTe₂/hBN/Fe₃GeTe₂ van der Waals heterostructures. *Nano Lett*, 2018, 18, 4303
- [96] Song T, Cai X, Tu M W, et al. Giant tunneling magnetoresistance in spin-filter van der Waals heterostructures. *Science*, 2018, 360, 1214
- [97] Klein D R, MacNeill D, Lado J L, et al. Probing magnetism in 2D van der Waals crystalline insulators via electron tunneling. *Science*, 2018, 360, 1218
- [98] Kim H H, Yang B, Patel T, et al. One million percent tunnel magnetoresistance in a magnetic van der Waals heterostructure. *Nano Lett*, 2018, 85, 4890
- [99] Wang Z, Gutiérrez-Lezama I, Ubrig N, et al. Very large tunneling magnetoresistance in layered magnetic semiconductor CrI₃. *Nat Commun*, 2018, 9, 2516
- [100] Kim H H, Yang B, Tian S, Li C, et al. Maximizing tunnel magnetoresistance across three ultrathin chromium trihalides. arXiv:1904.10476, 2019
- [101] Amet F, Williams J R, Garcia A G F, et al. Tunneling spectroscopy of graphene-boron-nitride heterostructures. *Phys Rev B*, 2012, 85, 073405
- [102] Vdovin E E, Mishchenko A, Greenaway M T, et al. Phonon-assisted resonant tunneling of electrons in graphene-boron nitride transistors. *Phys Rev Lett*, 2016, 116, 186603
- [103] Jung S, Park M, Park J, et al. Vibrational properties of h-BN and h-BN-graphene heterostructures probed by inelastic electron tunneling spectroscopy. *Sci Rep*, 2015, 5, 16642
- [104] Chandni U, Watanabe K, Taniguchi T, et al. Signatures of phonon and defect-assisted tunneling in planar metal-hexagonal boron nitride-graphene junctions. *Nano Lett*, 2016, 16, 7982
- [105] Chandni U, Watanabe K, Taniguchi T, et al. Evidence for defect-mediated tunneling in hexagonal boron nitride-based junctions. *Nano Lett*, 2015, 15, 7329
- [106] Klein D R, MacNeill D, Song Q, et al. Giant enhancement of interlayer exchange in an ultrathin 2D magnet. arXiv:1903.00002, 2019
- [107] Jiang S, Shan J, Mak K F. Electric-field switching of two-dimensional van der Waals magnets. *Nat Mater*, 2018, 17, 406
- [108] Wolf S A, Awschalom D D, Buhrman R A, et al. Spintronics: a spin-based electronics vision for the future. *Science*, 2001, 294, 1488
- [109] Han W, Kawakami R K, Gmitra M, et al. Graphene spintronics. *Nat Nanotechnol*, 2014, 9, 794
- [110] Xing W, Chen Y, Odenthal P M, et al. Electric field effect in multilayer Cr₂Ge₂Te₆: a ferromagnetic 2D material. *2D Mater*, 2017, 4, 024009
- [111] Yang Q, Zhou Z, Wang L, et al. Ionic gel modulation of RKKY interactions in synthetic anti-ferromagnetic nanostructures for low power wearable spintronic devices. *Adv Mater*, 2018, 30, 1800449
- [112] Cui B, Song C, Gehring G A, et al. Electrical manipulation of orbital occupancy and magnetic anisotropy in manganites. *Adv Funct Mater*, 2015, 25, 864
- [113] Chiba D, Fukami S, Shimamura K, et al. Electrical control of the ferromagnetic phase transition in cobalt at room temperature. *Nat Mater*, 2011, 10, 853
- [114] Li Q, Yang M, Gong C, et al. Patterning-induced ferromagnetism of Fe₃GeTe₂ van der Waals materials beyond room temperature. *Nano Lett*, 2018, 18, 5974

- [115] D'yakonov M I, Perel' V I. Possibility of orienting electron spin with current. *Pis'ma Zh Éksp Teor Fiz*, 1971, 13, 467
- [116] D'yakonov M I, Perel' V I. Current-induced spin orientation of electrons in semiconductors. *Phys Lett A*, 1971, 35, 459
- [117] Hirsch J E. Spin Hall effect. *Phys Rev Lett*, 1999, 83, 1834
- [118] Zhang S. Spin Hall effect in the presence of spin diffusion. *Phys Rev Lett*, 2000, 85, 393
- [119] Jungwirth T, Wunderlich J, Olejník K. Spin Hall effect devices. *Nat Mater*, 2012, 11, 382
- [120] Sinova J, Valenzuela S O, Wunderlich J, et al. Spin Hall effects. *Rev Mod Phys*, 2015, 87, 1213
- [121] Liu L, Pai C, Li Y, et al. Spin-torque switching with giant spin Hall effect of tantalum. *Science*, 2012, 336, 555
- [122] Yu G, Upadhyaya P, Fan Y, et al. Switching of perpendicular magnetization by spin-orbit torques in the absence of external magnetic fields. *Nat Nanotechnol*, 2014, 9, 548
- [123] Johansen Ø, Risinggård V, Sudbø A, et al. Current control of magnetism in two-dimensional Fe_3GeTe_2 . *Phys Rev Lett*, 2019, 122, 217203
- [124] Wang X, Tang J, Xia X, et al. Current-driven magnetization switching in a van der Waals ferromagnet Fe_3GeTe_2 . arXiv:1902.05794, 2019
- [125] Alghamdi M, Lohmann M, Li J, et al. Highly efficient spin-orbit torque and switching of layered ferromagnet Fe_3GeTe_2 . arXiv:1903.00571, 2019
- [126] Xie L, Cui X. Manipulating spin-polarized photocurrents in 2D transition metal dichalcogenides. *Proceedings of the National Academy of Sciences*, 2016, 113, 3746
- [127] Tong Q, Liu F, Xiao X, et al. Skyrmions in the moire of van der Waals 2D magnets. *Nano Lett*, 2018, 18, 7194
- [128] Linder J, Robinson H W A. Superconducting spintronics. *Nat Phys*, 2015, 11, 307
- [129] Guo S, Man H, Wang K, et al. $\text{Ba}(\text{Zn},\text{Co})_2\text{As}_2$: A diluted ferromagnetic semiconductor with n-type carriers and isostructural to 122 iron-based superconductors. *Phys Rev B*, 2019, 99, 155201
- [130] Guo S, Ning F. Progress of novel diluted ferromagnetic semiconductors with decoupled spin and charge doping: Counterparts of Fe-based superconductors. *Chin Phys B*, 2018, 27, 097502
- [131] Wang X, Wang H, Ma J, et al. Efficiently rotating the magnetization vector in a magnetic semiconductor via organic molecules. *ACS Appl Mater Interfaces*, 2019, 11, 6615
- [132] Wang X, Wang H, Pan D, et al. Robust manipulation of magnetism in dilute magnetic semiconductor $(\text{Ga},\text{Mn})\text{As}$ by organic molecules. *Adv Mater*, 2015, 27, 8043
- [133] Chen L, Yang X, Yang F, et al. Enhancing the Curie temperature of ferromagnetic semiconductor $(\text{Ga},\text{Mn})\text{As}$ to 200 K via nanostructure engineering. *Nano Lett*, 2011, 11, 2584
- [134] Cui Y, Li B, Li J, et al. Chemical vapor deposition growth of two-dimensional heterojunctions. *Sci Chin Phys, Mechan Astron*, 2018, 61, 016801