

# SMS Fiber Structure for Temperature Measurement Using an OTDR

A. M. HATTA<sup>1,2\*</sup>, K. INDRIAWATI<sup>1</sup>, T. BESTARIYAN<sup>1</sup>,  
T. HUMADA<sup>1</sup>, and SEKARTEDJO<sup>1</sup>

<sup>1</sup>Engineering Physics Department, Faculty of Industrial Technology, Institut Teknologi Sepuluh Nopember, Surabaya, 60111, Indonesia

<sup>2</sup>Physics Department, Faculty of Science, Jazan University, Gizan, 22822, Kingdom of Saudi Arabia

\*Corresponding author: A. M. HATTA E-mail: amhatta@ep.its.ac.id

**Abstract:** A singlemode-multimode-singlemode (SMS) fiber structure for temperature measurement using an optical time domain reflectometer (OTDR)-based interrogation system is proposed. A temperature measurement range of 40 °C–195 °C with a resolution of 0.12 °C and a linearity of 0.992 could be achieved for the multimode fiber (MMF) graded index with a length of 60 mm. It was also demonstrated that two-point temperature measurement with two SMS fiber structures as temperature sensors could be made. The proposed temperature measurement system offered a high resolution and also benefited from a simple configuration with a capability of multi-point temperature measurement.

**Keywords:** Temperature sensor, SMS fiber structure, OTDR

Citation: A. M. HATTA, K. INDRIAWATI, T. BESTARIYAN, T. HUMADA, and SEKARTEDJO, “SMS Fiber Structure for Temperature Measurement Using an OTDR,” *Photonic Sensors*, DOI: 10.1007/s13320-013-0104-9.

## 1. Introduction

Multimode interference effects occurring in singlemode-multimode-singlemode (SMS) fiber structures have been investigated and utilized for both sensing and signal processing applications [1–8]. These optical devices offer an all-fiber solution with the advantages of easiness of fabrication, packaging, and interconnection over other optical fibers. The SMS fiber structure is fabricated using a commercial fusion splicer by splicing a multimode fiber (MMF) section between two singlemode fibers (SMF). In the SMS fiber structure, the interference between modes in the MMF section occurs along the MMF length. The SMS fiber structure can generate the minimum or

maximum interference at specific MMF lengths. By precisely optimizing the MMF length, different device functions can be developed.

SMS fiber structures demonstrate temperature dependence [9, 10]. The temperature changes will affect the refractive index and dimensions of the fiber core and cladding, in turn the interference between modes in the MMF section will change, and thus the output response changes. It was demonstrated that the effect of temperature on the wavelength response of the SMS fiber structure-based device could be compensated by using a suitable packaging material [11]. This temperature dependence can also be exploited to develop a temperature sensor. Some techniques can be utilized to extract the temperature information from the SMS

fiber structure sensor, for example by measuring the temperature-induced shift in the peak wavelength of its spectrum [12], an intensity-based interrogation system [13], or a ratiometric power interrogation system [14].

Techniques in [12–14] could only be used for single-point measurement. In some industrial processes or a structural health monitoring system, a multi-point or quasi-distributed temperature measurement system is needed [15, 16]. One possible technique for the multi-point temperature measurement is utilizing an optical time domain reflectometer (OTDR). Normally, the OTDR measures the reflected light or the return loss and detects events such as connection, splice, cracks, within the optical fiber network. The SMS fiber structure's connection and the temperature change in the SMS fiber structure can be detected as an event in the OTDR. Thus, some SMS fiber structures in implementation of the multi-point temperature sensors can be detected as the OTDR's events. In this paper, an experimental investigation into a temperature measurement using the SMS fiber structure as the temperature sensor and the OTDR as the interrogator is presented.

## 2. Experimental procedure

A schematic structure of the SMS fiber structure as shown in Fig. 1(a) was formed by splicing the MMF with a length of  $L_{MMF}$  between two SMFs. A standard SMF28 (ITU-T recommendation G.655) was used as the SMF. The MMF graded index (ITU-T recommendation G.651) with a core radius of 25  $\mu\text{m}$  was used. The SMS fiber structure described above was fabricated using a precision Fitel Nc S324 fiber cleaver and a compact fusion splicer of Sumitomo Electric type-25e. Some SMS fiber structures were fabricated with the  $L_{MMF}$  of 50 mm, 60 mm, 70 mm, and 80 mm. These lengths,  $L_{MMF}$ , were chosen because of the easiness of their cutting process. The two SMF lengths of about 250 m were used to construct the SMS fiber

structure.

The experimental setup was built, as shown in Fig. 1(b). The SMS fiber structure was attached to a hot plate in which its temperature could be controlled by a precision temperature controller, while a digital thermometer 6001 HDT sensor probe was also attached to accurately measure the temperature. The OTDR of JDSU MTS 8000 series with an operational wavelength of 1550 nm was used to detect the event induced by the temperature changes in the SMS fiber structure. The OTDR measured the attenuation of reflected light or return loss and its location within the optical fiber network. It had a maximum distance of 5 km and the attenuation resolution of 0.001 dB. In this experiment, the temperature measurement was carried out in the temperature range of 40  $^{\circ}\text{C}$ –200  $^{\circ}\text{C}$  with an increment of 5  $^{\circ}\text{C}$ .

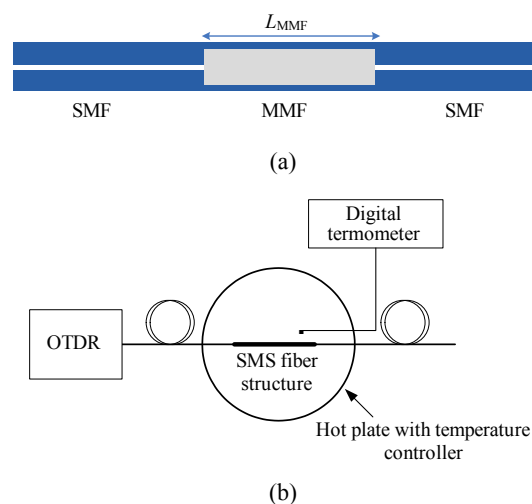


Fig. 1 Experimental setup diagram: (a) an SMS fiber structure and (b) a schematic setup for measuring the temperature variation in the SMS fiber structure utilizing the OTDR.

## 3. Results and discussion

A typical response of the OTDR measurement from an OTDR Traceview software for the MMF length of 50 mm is shown in Figs. 2(a) and 2(b), for the temperature measurement of 40  $^{\circ}\text{C}$  and 200  $^{\circ}\text{C}$ , respectively. The OTDR measures the events and

their locations along the fiber optics network. The abscissa and the ordinate of the graph as in Fig. 2 represent the location (in meter) and the return loss (in dB), respectively.

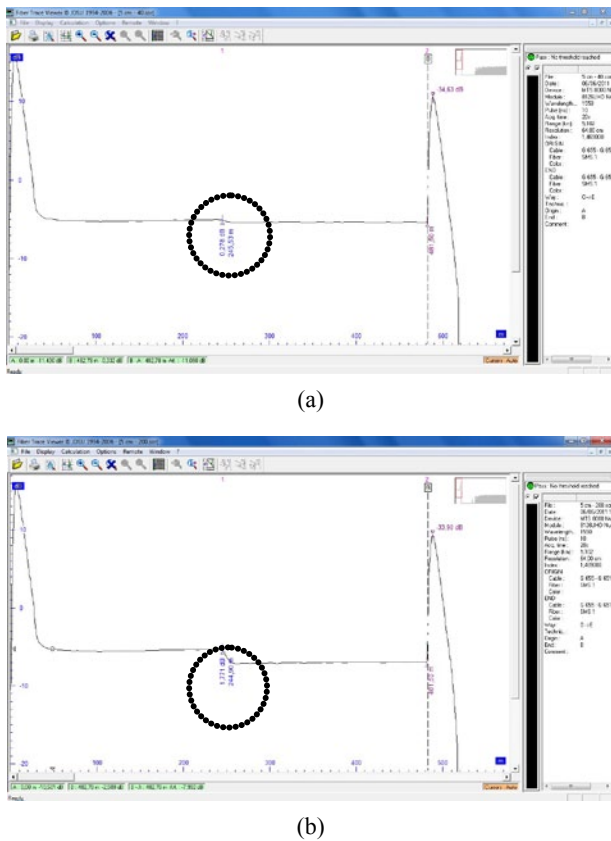


Fig. 2 A typical response of the OTDR measurement, the presence of the SMS fiber structure and its temperature variation produce the non-reflected event (dashed-circled), at the temperatures of (a) 40 °C and (b) 200 °C.

There are three events in the optic fiber, from the left to the right as in Figs. 2(a) or 2(b), namely: (1) the reflective event of the fiber connector to the OTDR, (2) the non-reflective event of the SMS fiber structure (dashed-circled), and (3) the reflective event of the fiber end. The presence of the SMS fiber structure along with the temperature variation in the SMS fiber structure causes the non-reflective event. The temperatures of 40 °C and 200 °C induce the return loss relative of 0.278 dB and 1.771 dB, respectively.

Figure 3 shows the return loss relative due to the temperature variation from 40 °C to 200 °C with an

increment of 5 °C for the SMS fiber structure with the MMF length of 50 mm, 60 mm, 70 mm and 80 mm. One can see the return loss relative strongly depends on the MMF length of the SMS fiber structure. It is also shown that the SMS fiber structure with the chosen MMF length can be utilized as the temperature sensor with different characteristics.

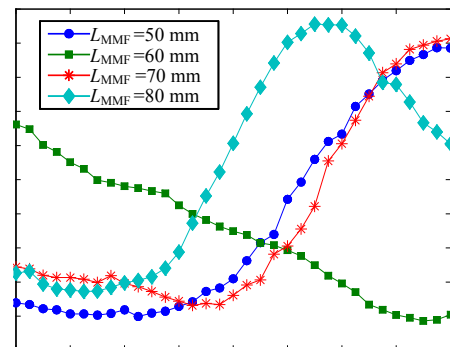


Fig. 3 Return loss relative due to the temperature variation for several MMF lengths of the SMS fiber structure.

The characteristics of each sensor are shown in Table 1. The sensor with the MMF length of 60 mm had the largest measurement span of 155 °C with the measurement range of 40 °C–195 °C and a good linearity of  $R^2 = 0.992$ . However, the MMF length of 80 mm had the largest sensitivity of 0.0196 dB/°C; assuming the OTDR can detect the minimum value of 0.001 dB, therefore, the measurement resolution of 0.05 °C can be achieved. Thus, for the temperature sensor purpose, the length of the MMF needs to be chosen carefully with respect to its characteristic performance.

Table 1 Characteristic of the SMS fiber structure temperature sensor.

Characteristic	$L_{\text{MMF}}$ (mm)			
	50	60	70	80
Range (°C)	85–195	40–195	115–200	70–150
Span (°C)	110	155	85	80
$R^2$	0.965	0.992	0.971	0.954
Sensitivity (dB/°C)	0.0143	0.0085	0.0032	0.0196
Resolution (°C)	0.07	0.12	0.32	0.05

The advantage of using the OTDR is to detect some events simultaneously, and it hence can detect

some sensors. Two SMS fiber structure sensors were developed with the same  $L_{MMF}$  of about 60 mm, and the temperature measurement was carried out.

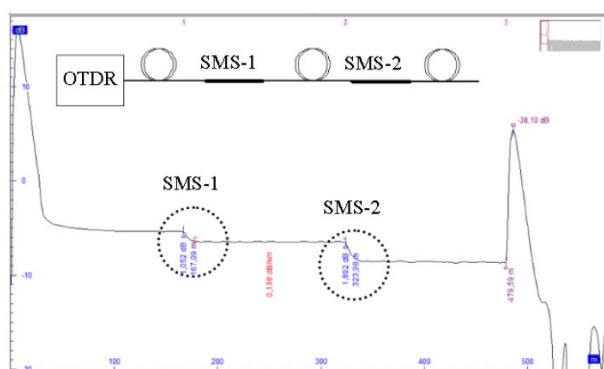


Fig. 4 OTDR response for measurement of two events of SMS-1 and SMS-2 (inset figure: schematic of the setup of the OTDR measurement with two sensors).

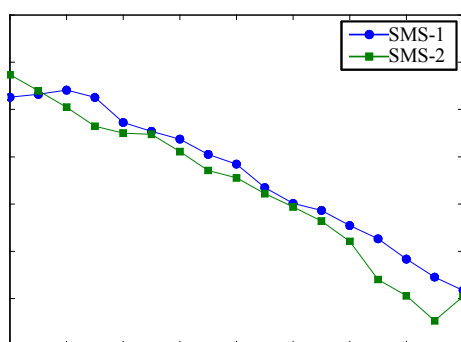


Fig. 5 Return loss relatives of the SMS-1 and SMS-2 due to the temperature variation.

The inset figure in Fig.4 shows the setup of the OTDR with two SMS fiber structures of SMS-1 and SMS-2. In Fig. 4, it is shown two non-reflected events occur, due to the presence of two SMS fiber structures of SMS-1 and SMS-2. Figure5 shows the return loss relative due to the temperature variation for the two SMS fiber structure sensors of SMS-1 and SMS-2. Discrepancy between the return loss relative responses of the SMS-1 and SMS-2 can be attributed to a residual MMF length error. It can be seen that the OTDR with two temperature sensors of SMS-1 and SMS-2 can perform two-point measurement. Therefore, the OTDR can be utilized to measure the temperature for multi-point.

Assuming each SMS sensor has a span of the return loss relative of 1 dB and the OTDR has a dynamic range measurement of about 30 dB, the proposed measurement system can be used to measure the temperature for about 30 points.

#### 4. Conclusions

The SMS fiber structure sensor and the OTDR interrogator for the temperature measurement were investigated and proposed. Depending on the MMF length of the SMS fiber structure, the temperature sensor characteristic can be varied. It was found that for the MMF length of 60 mm, the measurement temperature range of 40 °C–195 °C could be achieved with a good linearity and the resolution of 0.12 °C. It was also demonstrated the two-point temperature measurement utilizing two SMS fiber structure sensors was made. The proposed temperature measurement system can provide about 30-point temperature measurement using a commercial OTDR for a range of temperature sensor applications.

#### Acknowledgment

This work was supported by Science and Technology Research Grant – Indonesia Toray Science Foundation.

**Open Access** This article is distributed under the terms of the Creative Commons Attribution License which permits any use, distribution, and reproduction in any medium, provided the original author(s) and source are credited.

#### References

- [1] D. Donlagic and M. Zavrsnik, "Fiber-optic microbend sensor structure," *Optics Letters*, vol. 22, no. 11, pp. 837–839, 1997.
- [2] A. Kumar and R. K. Varshney, "Transmission characteristics of SMS fiber optic sensor structure," *Optics Communications*, vol. 219, no. 1–6, pp. 215–219, 2003.

- [3] W. S. Mohammed, P. W. E. Smith, and X. Gu, "All-fiber multimode interference bandpass filter," *Optics Letters*, vol. 31, no. 17, pp. 2547–2549, 2006.
- [4] A. M. Hatta, Y. Semenova, Q. Wu, and G. Farrell, "Strain sensor based on a pair of single-mode-multimode-single-mode fiber structures in a ratiometric power measurement scheme," *Applied Optics*, vol. 49, no. 3, pp. 536–541, 2010.
- [5] A. M. Hatta, Y. Semenova, G. Rajan, and G. Farrell, "A voltage sensor based on a singlemode-multimode-singlemode fiber structure," *Microwave and Optical Technology Letters*, vol. 52, no. 8, pp. 1887–1890, 2010.
- [6] Y. Gong, T. Zhao, Y. J. Rao, and Y. Wu, "All-fiber curvature sensor based on multimode interference," *Photonics Technology Letters*, vol. 23, no. 11, pp. 679–681, 2011.
- [7] Q. Wu, Y. Semenova, P. Wang, and G. Farrell, "High sensitivity SMS fiber structure based refractometer-analysis and experiment," *Optics Express*, vol. 19, no. 9, pp. 7937–7944, 2011.
- [8] T. Walbaum and C. Fallnich, "Wavelength tuning of multimode interference bandpass filters by mechanical bending: experiment and theory in comparison," *Applied Physics B*, vol. 108, no. 1, pp. 117–124, 2012.
- [9] S. M. Tripathi, A. Kumar, R. K. Varshney, Y. B. P. Kumar, E. Marin, and J. P. Meunier, "Strain and temperature sensing characteristics of single-mode-multimode-single-mode structures," *Journal of Lightwave Technology*, vol. 27, no. 13, pp. 2348–2356, 2009.
- [10] E. Li, X. Wang, and C. Zhang, "Fiber-optic temperature sensor based on interference of selective higher-order modes," *Applied Physics Letters*, vol. 89, no. 9, pp. 091119-1–091119-3, 2006.
- [11] E. Li, "Temperature compensation of multimode interference-based fiber devices," *Optics Letters*, vol. 32, no. 14, pp. 2064–2066, 2007.
- [12] S. Silva, E. G. P. Pachon, M. A. R. Franco, J. G. Hayashi, F. X. Malcata, O. Frazão, *et al.*, "Ultrahigh-sensitivity temperature fiber sensor based on multimode interference," *Applied Optics*, vol. 51, no. 16, pp. 3236–3242, 2012.
- [13] A. M. Hatta, G. Rajan, Y. Semenova, and G. Farrell, "SMS fibre structure for temperature measurement using a simple intensity-based interrogation system," *Electronics Letters*, vol. 45, no. 21, pp. 1069–1071, 2009.
- [14] Q. Wu, Y. Semenova, A. M. Hatta, P. Wang, and G. Farrell, "Bent SMS fibre structure for temperature measurement," *Electronics Letters*, vol. 46, no. 16, pp. 1129–1130, 2010.
- [15] P. S. Reddy, R. S. Prasad, D. S. Gupta, M. S. Shankar, K. Srimannarayana, and P. R. Reddy, "Quasi-distributed fiber Bragg grating array sensor for furnace applications," *Photonic Sensors*, vol. 2, no. 3, pp. 203–214, 2012.
- [16] G. Nosenzo, B. E. Whelan, M. Brunton, D. Kay, and H. Buys, "Continuous monitoring of mining induced strain in a road pavement using fiber Bragg grating sensors," *Photonic Sensors*, vol. 3, no. 2, pp. 144–158, 2013.