

Continuous-wave Alexandrite laser pumped by 638 nm and 532 nm lasers

Song Yue^{1,2,3}, Wang Zhimin^{1,2*}, Zhang Fengfeng^{1,2}, Bo Yong^{1,2}, Peng Qinjun^{1,2}

(1. Key Laboratory of Solid-State Laser, Technical Institute of Physics and Chemistry (TIPC),

Chinese Academy of Sciences, Beijing 100190, China;

2. Key Laboratory of Functional Crystal and Laser Technology, TIPC, Chinese Academy of Sciences, Beijing 100190, China;

3. University of Chinese Academy of Sciences, Beijing 100049, China)

Abstract: A high power 755 nm continuous-wave (CW) laser with high beam quality based on the Alexandrite crystal was demonstrated. The Alexandrite lasers single-end-pumped by 638 nm laser diodes (LDs) and 532 nm solid-state laser were studied comparatively, then the CW output power, optical-to-optical conversion efficiency, and slope efficiency pumped by 638 nm LDs were 3.9 W, 19.7%, and 23.7%, respectively, while they were 2.1 W, 10.0%, and 12.9%, at nearly the same conditions except that it was pumped by 532 nm solid-state laser. The results show that the Alexandrite laser pumped with 638 nm LDs can obtain higher CW output power and higher conversion efficiency. Moreover, a CW output power of 6.2 W at 755 nm of Alexandrite laser double-end-pumped by a 638 nm LDs was achieved with the optical-to-optical conversion efficiency and the slope efficiency of 16.3% and 24.2%, respectively. The beam quality factor M^2 was better than 1.47 at the CW output power of 5.0 W, which was the highest CW output power of Alexandrite laser with the diffraction limit to the best. This high power and high beam quality 755 nm Alexandrite laser provides the fundamental frequency source for the development of CW ultraviolet lasers.

Key words: Alexandrite; continuous-wave; end-pumping; laser diode

CLC number: O434.3; O439 **Document code:** A **DOI:** 10.3788/IRLA20200217

638 nm、532 nm 激光泵浦的连续波翠绿宝石激光器

宋 越^{1,2,3}, 王志敏^{1,2*}, 张丰丰^{1,2}, 薄 勇^{1,2}, 彭钦军^{1,2}

(1. 中国科学院理化技术研究所 固体激光重点实验室, 北京 100190;

2. 中国科学院理化技术研究所 功能晶体与激光技术重点实验室, 北京 100190;

3. 中国科学院大学, 北京 100049)

摘 要: 报道了一种高功率、高光束质量的 755 nm 连续波翠绿宝石激光器。首先, 对比研究了 638 nm 激光二极管 (LDs) 和 532 nm 固体激光器单端泵浦的翠绿宝石激光器。当 638 nm LDs 作为泵浦源时, 得到的连续输出功率、光-光转换效率分别为 3.9 W 和 19.7%。保持其他条件基本不变, 将泵浦源换成 532 nm 激光器, 得到的连续输出功率、光-光转换效率分别为 2.1 W 和 10.0%。结果表明利用 638 nm LDs 泵浦翠绿宝石可获得更高的激光功率和转换效率。此外, 研究了 638 nm LDs 双端泵浦的翠绿宝石激光器, 在 755 nm 处得到了 6.2 W 的连续输出功率, 相应的光-光转换效率和斜效率分别为 16.3% 和 24.2%, 并且连续输出功率为 5.0 W 时的光束质量 M^2 优于 1.47, 这是翠绿宝石激光器在近衍

收稿日期: 2020-06-08; 修订日期: 2020-07-15

基金项目: 国家自然科学基金 (61535013)

射极限下的最高连续输出功率。这种高功率、高光束质量的 755 nm 翠绿宝石激光器为连续波紫外激光器的研制提供了良好、稳定的基频源。

关键词：翠绿宝石；连续波；端面泵浦；激光二极管

0 Introduction

Continuous-wave lasers have a broad application prospects in laser measurement, laser communication, scientific research and other fields^[1-6], which have always aroused the research interest in them. Alexandrite (chromium-doped chrysoberyl, $\text{Cr}^{3+}:\text{BeAl}_2\text{O}_4$) as a favorable vibronic solid-state laser material, is the first tunable laser crystal to operate at room temperature with a tunable wavelength range of 701-858 nm^[7], and the broadly tunable emission spectrum makes it widely used in many applications, such as remote sensing, clinical dermatology, and lidar^[8-10]. Besides, with the frequency conversion, Alexandrite can be utilized for producing efficient and stable ultraviolet lasers because of its special laser bands^[11-12]. Alexandrite has many excellent qualities, for example, almost twice the thermal conductivity (23 W/mK)^[7] and five-times the fracture resistance of the 'industry-standard' laser crystal Nd:YAG^[7]. The natural birefringence of Alexandrite provides a linearly polarized laser parallel to the *b*-axis of the crystal, which makes it basically unaffected by the depolarization caused by thermal stress. The upper-state lifetime of Alexandrite is $\sim 260 \mu\text{s}$ ^[7], which allows it to store energy over a long period of time, hence it is suitable for Q-switched operation. The stimulated emission cross-section of Alexandrite is just $0.7 \times 10^{-20} \text{ cm}^2$, while at the same time it has high optical damage threshold of $>270 \text{ J/cm}^2$, which allows it to efficiently extract gain with high laser fluence^[7]. A significant characteristic of Alexandrite is that it has very broad absorption bands (350-690 nm) in the spectrum with two main peaks centered at 410 nm and 590 nm, allowing different pump options.

To date, a variety of pumping methods have indeed been implemented to Alexandrite. The output power of Alexandrite laser pumped by the flash-lamp is by far the highest^[13], while it is difficult to improve the conversion

efficiency. An Alexandrite laser pumped by a 1.9 W krypton ion laser with the CW output power of 0.6 W was achieved in 1983^[14], whereas the restricted pump power makes this pumping method unable to supply Alexandrite laser with high output power. Furthermore, the Alexandrite laser, which has the highest slope efficiency to date of 63.8% and the output power of 0.15 W, was pumped by a 645 nm dye laser in 1993^[15], however, because of its complex structure and low pumping efficiency, the dye laser is not positive to use for pumping. Shirin et al. demonstrated a green pumped Alexandrite laser and a CW output power obtained at 755 nm was 2.6 W, the corresponding slope efficiency was 26%^[16]. According to the absorption spectrum of Alexandrite, one of the main advantages of Alexandrite is that it can be pumped directly by red LDs. The diode as a pumping source for Alexandrite has the advantages of small size, light weight, high power and so on, and the red diodes coupled with fiber were utilized to pump Alexandrite, more than 1W output power with diffraction-limited TEM_{00} mode was achieved^[17]. Achaya et al. used high-power red diodes (at 639 nm) to end-pump the Alexandrite rod in a plane-plane mirror cavity with a cavity length of 15 mm in 2014, and have obtained a CW output power of 26.2 W in multi-mode operation while the pump power was 64.5W, the corresponding slope efficiency and optical-to-optical conversion efficiency were 49% and 40.5%, respectively^[18]. William et al. used a 5 W 636 nm fiber-coupled diode module to end-pump the Alexandrite rod, and obtained a CW output power of 1.22 W at 762 nm, the slope efficiency of up to 54%^[19]. A 638 nm diode module end-pumped Alexandrite laser was reported, and a CW output power of 1.7 W in TEM_{00} mode with a high beam quality of $M^2 = 1.1$ was demonstrated, the corresponding slope efficiency was 36.3%^[20]. A diode side-pumped Alexandrite laser in double-bounce

geometry cavity was experimented, 4.5 W CW output power at 755 nm of the TEM₀₀ mode was generated in the extended cavity, with slope efficiency of 43%^[21]. Based on the above results, the LD and the 532 nm laser pumped Alexandrite lasers have been widely studied, but the high fundamental mode power has not been obtained.

In this paper, the output power and efficiency of CW 532 nm solid-state laser and CW fiber-coupled 638 nm LDs single-end-pumped Alexandrite lasers were compared in Section 1. The results show that the CW output power, optical-to-optical conversion efficiency, and slope efficiency of Alexandrite laser pumped by 638 nm LDs (3.9 W, 19.7%, and 23.7%) were higher than that pumped by 532 nm solid-state laser (2.1 W, 10.0%, and 12.9%). Additionally, when the single-end-pumped power of the LDs at 638 nm was increased to 24.5 W, a CW output power of 4.6 W at the center wavelength of 755 nm was obtained. For purpose of obtaining high-power, high-beam-quality Alexandrite laser, a fiber-coupled 638 nm LDs double-end-pumped Alexandrite laser was described in Section 2. The maximum CW output power of 6.2 W was obtained in the wavelength of 755 nm, the optical-to-optical conversion efficiency and slope efficiency of 16.3% and 24.2%, respectively. At M^2 better than 1.47, a CW output power of 5.0 W was achieved, which was the highest CW output power of Alexandrite laser with the diffraction limit as far as we know.

1 Single-end pumped Alexandrite lasers

The experimental setup of Alexandrite laser single-end pumped by 532 nm solid-state laser is shown in Fig. 1(a). A *c*-axis-cut Alexandrite crystal (Crystech Co.) with size of 3 mm×3 mm×10 mm and Cr³⁺ doping concentration of 0.2 at. % was investigated, which was wrapped in indium foil and tightly mounted in a water-cooled copper heat-sinks, and the temperature of water was maintained at 20 °C. The two ends of the crystal were anti-reflection (AR) coated at wavelengths of 532 nm & 600-800 nm, with the reflectivity of <0.2%. A 22 W CW 532 nm solid-state laser was utilized as the pump source

of Alexandrite, and the pump beam was collimated and compressed by a beam shaping system (L1, L2). A convex lens (L3) was utilized to focus the pump beam to spot diameter of 200 μm on the end face of the Alexandrite crystal, and the focal length of L3 was 150 mm. The polarization direction of the pump laser was regulated by the half-wave plate (HWP) to match the maximum absorption direction of Alexandrite. After adjustment, about 95% of the pump power can be absorbed by the Alexandrite. A short plane-plane cavity was adopted with the cavity length of 26 mm. The rear mirror (RM) was AR coated at the pump wavelength (~532 nm) and high-reflection (HR) coated at laser wavelengths (750-800 nm). An output coupler (OC) with transmittance (T_{oc}) of 1% was utilized in the experiment.

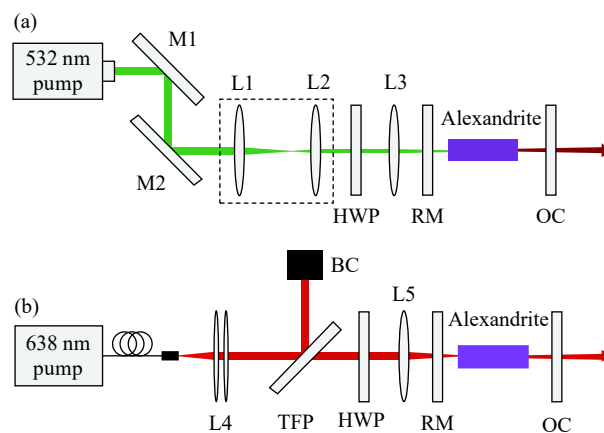


Fig.1 (a) Schematic of Alexandrite laser single-end-pumped by a 532 nm solid-state laser. (b) Schematic of Alexandrite laser single-end-pumped by a 638 nm LDs. M1-M2, high reflection mirrors; HWP, half-wave plate; RM, rear mirror; OC, output coupler; L1-L5, convex lenses; BC, beam collector; TFP, thin film polarizer

Keeping other conditions unchanged, the pump source was replaced by a 40 W fiber-coupled 638 nm LDs with the fiber core diameter of 400 μm and $NA = 0.22$, and the schematic is shown in Fig. 1(b). Considering that the Alexandrite crystal has a strong polarization absorption of 638 nm, a thin film polarizer (TFP) was used to separate the pump beam to acquire the polarized laser, and the transmitted beam was utilized to pump the Alexandrite from the end face with the maximum power

of 24.5 W. The beam shaping optics system (L4) was used to collimate the LDs beam, and can be used with a convex lens (L5) to focus the LDs beam to spot diameter of 200 μm on the end face of the crystal. The polarization direction of the pump beam was adjusted with a 638 nm HWP to keep it consistent with the direction of maximum absorption of the crystal, where the absorption rate measured was about 95%.

Fig. 2 shows the output powers varies with absorbed pump powers of Alexandrite lasers single-end-pumped by 532 nm solid-state laser and 638 nm LDs. The Alexandrite laser threshold was 4.5 W with OC of $T=1\%$ when 532 nm solid-state laser was utilized as the pump source. When the pump power was 22 W, the CW output power at the center wavelength of 755 nm was 2.1 W, and the corresponding optical-optical conversion efficiency and slope efficiency were 10.0% and 12.9%, respectively. The efficiency in the experiment is lower than that in previous report^[9], which may be due to the fact that the mode of 532 nm in Ref. [9] is TEM_{00} mode, and the spot diameter focused to the end face of the crystal is about 44 μm . However, the beam quality M^2 and spot diameter in our experiment are about 11.8 μm and 200 μm respectively, resulting in the low efficiency in this experiment. While keeping the other conditions almost the same, only replacing the 532 nm pump source with 638 nm LDs to pump Alexandrite, these values were 3.9 W, 19.7% and 23.7%, respectively, which were higher than those pumped by 532 nm laser. In addition, when the pump power was increased to 24.5 W, the CW output power of 4.6 W was obtained at 755 nm. The 532 nm solid-state laser pumped Alexandrite laser has lower efficiency, it may be caused by: (1) The quantum defect of the 532 nm pump source is twice as large as that of 638 nm pump source, so the thermal effect of the 532 nm pump source is stronger. (2) The spatial intensity distribution of 532 nm pump source is not good as that of 638 nm pump source homogenized by fiber, the loss of higher-order laser mode of Alexandrite laser pumped by 532 nm pump source is larger than that pumped by 638 nm

pump source. (3) The parameters of resonator are not the optimum while 532 nm solid-state laser as the pump source.

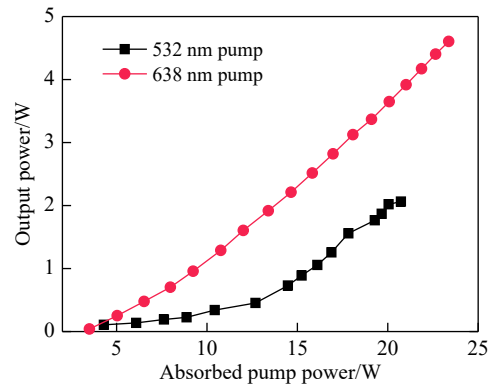


Fig.2 Output powers versus absorbed pump powers of the Alexandrite lasers single-end-pumped by 532 nm solid-state laser and 638 nm LDs

2 Double-end-pumped Alexandrite laser

For purpose of obtaining high power CW Alexandrite laser with good beam quality, we further studied the Alexandrite laser double-end-pumped by a fiber-coupled 638 nm LDs. The schematic of Alexandrite laser pumped by the 638 nm LDs is shown in Fig. 3. A compact cavity was designed for higher efficiency and higher power, on this basis, the cavity length can also be extended to achieve high-power laser with good beam quality. In the cavity structure, two collimating lenses with focal length of 50 mm (L_a) were placed closely to collimate the pump beam. The laser emitted by the rad diode, whose polarization was scrambled by the fiber, transmits through the TFP to obtain two linear polarizations of transmitted parallel polarization and reflected vertical polarization, and two HWPs were used to match the two polarizations to b -axis of the crystal to obtain maximum absorption in Alexandrite, respectively. The two polarized pump lasers were focused onto two ends of the crystal by two convex lenses with the focal length of 25 mm (L_b , L_c). The folding cavity (cavity length of 53 mm) was composed of a dichroic RM with HR at laser wavelength (750-800 nm) and AR at pump wavelength (~ 638 nm), a turning mirror (TM) with HR at

750-800 nm and AR at ~638 nm (45°), and plane OC with different transmittances of 1%, 3%, and 5%.

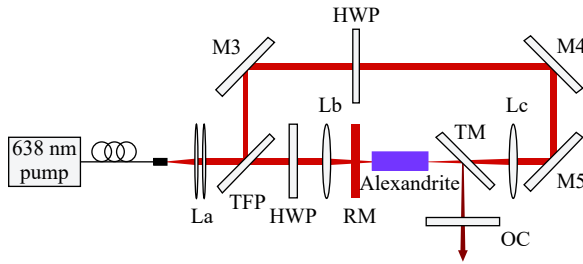


Fig.3 Schematic of Alexandrite laser double-end-pumped by a fiber-coupled 638 nm LDs. M3-M5, high reflection mirrors; Lb-Lc, convex lenses; TM, turning mirror

Fig. 4 shows the output powers of the Alexandrite lasers dual-end-pumped by 638 nm LDs with different transmittance of OCs. With the total 638 nm pump power of 40 W, the CW output powers with different T_{OC} of 1%, 3%, and 5% were 5.2 W, 6.2 W, and 4.9 W, and the corresponding optical-optical conversion efficiencies were 13.6%, 16.3%, and 13.0%, the slope efficiencies were 16.8%, 24.2%, and 21.6%, respectively. When the output power was 6.2 W with T_{OC} of 3%, the M^2 was better than 3.16, and the measured central wavelength was about 755 nm, as shown in Fig. 5. Furthermore, the length of the resonators was increased to 68 mm to make it work at the critical unsteady point of the resonators. The CW output power of 5.0 W was acquired with dual-end pump power of 36 W, the corresponding M^2 was better than 1.47, as shown in Fig. 6. The illustration of Fig. 6 shows that the spatial profile of beam is very close to the TEM₀₀ mode.

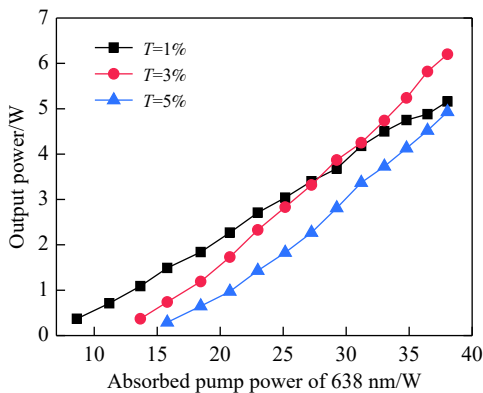


Fig.4 Output powers of the Alexandrite lasers dual-end-pumped by 638 nm LDs with different transmittance of OCs

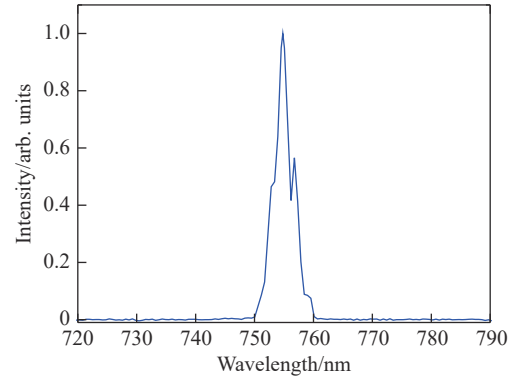


Fig.5 Laser wavelength for the Alexandrite laser at output power of 6.2 W with T_{OC} of 3%

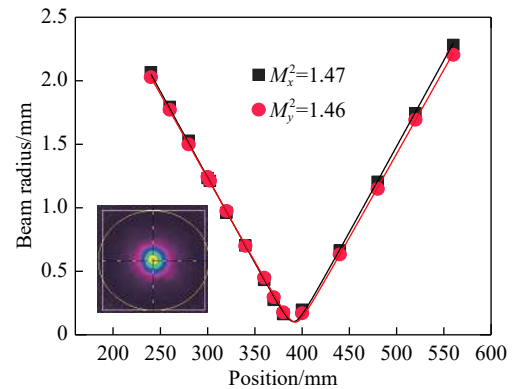


Fig.6 The M^2 fit curve of Alexandrite laser with the cavity length of 68 mm and T_{OC} of 3%, the output power of 5.0 W. The inset shows the spatial mode profile of $M^2 < 1.47$ at output power of 5.0 W

As far as we know, this was the highest output power of CW Alexandrite laser with the diffraction limit.

3 Conclusions

In summary, we compared the Alexandrite laser with a compact linear cavity single-end-pumped by CW 532 nm solid-state laser and CW fiber-coupled 638 nm LDs, and find that the Alexandrite laser pumped by 638 nm LDs has higher optical-to-optical conversion efficiency and slope efficiency. The CW output power, optical-to-optical conversion efficiency, and slope efficiency of Alexandrite laser single-end-pumped by fiber-coupled 638 nm LDs were 3.9 W, 19.7%, and 23.7%, respectively, while they were 2.1 W, 10.0%, and 12.9%, at nearly the same conditions except that the Alexandrite laser was pumped by 532 nm solid-state laser, which shows that the Alexandrite laser pumped with

638 nm LDs can obtain higher CW output power and higher efficiency.

We have presented the first demonstration of 5.0 W Alexandrite laser with diffraction limitation that double-end-pumped by the fiber-coupled 638 nm LDs. With different T_{OC} of 1%, 3%, and 5%, the CW output powers of the Alexandrite laser double-end-pumped by 638 nm LDs were 5.2 W, 6.2 W, and 4.9 W, the corresponding optical-to-optical conversion efficiencies were 13.6%, 16.3%, and 13.0%, and the slope efficiencies were 16.8%, 24.2%, and 21.6%, respectively. When the T_{OC} was 3%, the M^2 at output power of 6.2 W was better than 3.16, furthermore, a CW output power of 5.0 W with the M^2 better than 1.47 was obtained, which was the highest CW output power with the diffraction limit for Alexandrite laser as far as we know.

According to the experimental results, the Alexandrite can be pumped with higher power due to its great thermo-mechanical performance, which can improve the output power. The slope efficiency can also be improved by further reducing the pump beam size. By improving the beam quality of pump light and optimizing overlap of pump laser and laser modes in the resonator can also improve the beam quality of laser. The compact and high-power CW Alexandrite laser can promote the development of high-power CW lasers of the ultraviolet through frequency conversion.

References:

- [1] Wang J M, Bai J D, Wang Ji Y, et al. Realization of a watt-level 319-nm single-frequency CW ultraviolet laser and its application in single-photon Rydberg excitation of cesium atoms [J]. *Chinese Optics*, 2019, 12(4): 701-718. (in Chinese)
- [2] Shi J K, Wang G M, Ji R Y, et al. Compact dual-wavelength continuous-wave Er-doped fiber laser [J]. *Chinese Optics*, 2019, 12(4): 810-819. (in Chinese)
- [3] Jiang S, Sun D S, Han Y L, et al. Design and test of laser anemometer based on continuous wave coherence detection [J]. *Infrared and Laser Engineering*, 2019, 48(12): 1203008. (in Chinese)
- [4] Mayilamu M, Yao J Q, Wang P. Laser diode-end-pumped Nd:YAG/LBO laser operating at 946 nm/473 nm [J]. *Infrared and Laser Engineering*, 2013, 42(11): 2931-2934. (in Chinese)
- [5] Gao J. Tunable mode-locked fiber laser pumped supercontinuum source [J]. *Optics & Precision Engineering*, 2018, 026(1): 25-30. (in Chinese)
- [6] Nie W, Xu Z Y, Kan R F, et al. Measurement of low water vapor dew-point temperature based on tunable diode laser absorption spectroscopy [J]. *Optics & Precision Engineering*, 2018, 26(8): 32-39. (in Chinese)
- [7] Walling J C, Peterson O, Morris R, et al. Tunable CW alexandrite laser [J]. *IEEE J of Quantum Electron*, 1980, 16(2): 120-121.
- [8] Hu S, Yang C S, Chang S L, et al. Efficacy and safety of the picosecond 755-nm alexandrite laser for treatment of dermal pigmentation in Asians—a retrospective study [J]. *Lasers in Medical Science*, 2020, 35(6): 1377-1383.
- [9] Munk A, Jungbluth B, Strotkamp M, et al. Diode-pumped alexandrite ring laser in single-longitudinal mode operation for atmospheric lidar measurements [J]. *Optics Express*, 2018, 26(12): 14928.
- [10] Strotkamp M, Munk A, Jungbluth B, et al. Diode-pumped Alexandrite laser for next generation satellite-based earth observation lidar [J]. *CEAS Space Journal*, 2019, 11: 413-422.
- [11] Peng X, Marrakchi A, Walling J C, et al. Watt-level red and UV output from a CW diode array-pumped tunable alexandrite laser [C]//CLEO. Conference on Lasers and Electro-Optics. 2005, 1: 479-481.
- [12] Barnes N P, Johnson T M, Gettemy D J. Tunable near ultraviolet laser system from a frequency doubled Alexandrite laser [J]. *IEEE J Quantum Electron*, 1983, 19(9): 1437-1442.
- [13] Walling J C, Heller D, Samelson H, et al. Tunable alexandrite lasers: Development and performance [J]. *IEEE J Quantum Electron*, 1985, 21(10): 1568-1581.
- [14] Lai S T, Shand M L. High efficiency cw laser - pumped tunable alexandrite laser [J]. *J Appl Phys*, 1983, 54(10): 5642-5644.
- [15] Scheps R, Myers J F, Glesne T R, et al. Monochromatic end-pumped operation of an alexandrite laser [J]. *Opt Commun*, 1993, 97(5): 363-366.
- [16] Ghanbari S, Major A. High power continuous-wave Alexandrite laser with green pump [J]. *Laser Phys*, 2016, 26(7): 075001.
- [17] Arbabzadah E A, Damzen M J. Fibre-coupled red diode-pumped Alexandrite TEM₀₀ laser with single and double-pass end-pumping [J]. *Laser Phys Lett*, 2016, 13(6): 065002.
- [18] Teppitaksak A, Minassian A, Thomas G M, et al. High efficiency >26 W diode end-pumped Alexandrite laser [J]. *Opt*


- Express*, 2014, 22(13): 16386.
- [19] Kerridge-Johns W R, Damzen M J. Temperature effects on tunable cw Alexandrite lasers under diode end-pumping [J]. *Opt Express*, 2018, 26(6): 7771.
- [20] Sheng X, Tawy G, Sathian J, et al. Unidirectional single-frequency operation of a continuous-wave Alexandrite ring laser with wavelength tunability [J]. *Opt Express*, 2018, 26(24): 31129.
- [21] Damzen M J, Thomas G M, Minassian A. Diode-side-pumped Alexandrite slab lasers [J]. *Opt Express*, 2017, 25(10): 11622.



第一作者简介：宋越 (1994-), 女, 博士生。2017年毕业于南京理工大学, 获理学学士学位。现于中国科学院大学, 中国科学院理化技术研究所攻读博士学位。主要从事紫外与可见激光及其变频技术研究。Email: songyue171@mailsucas.edu.cn



通讯作者简介：王志敏 (1979-), 男, 研究员, 硕士生导师。2007年毕业于中国科学院上海光学精密器械研究所, 获工学博士学位。现为中国科学院理化技术研究所研究员, 硕士生导师。主要从事全固态激光及非线性频率变换技术及应用、深紫外全固态激光技术及应用、单频激光技术及应用等固体激光技术及应用研究。主持了 10 余项国家、省部级项目或课题。Email: wangzmok@163.com



导师简介：薄勇 (1972-), 男, 研究员, 博士生导师。1996、1999、2003 年先后在清华大学获得工学学士、理学硕士、工学博士学位。现为中国科学院理化技术研究所研究员, 博士生导师。主要从事高功率固体激光技术、固体激光频率变换技术、钠信标激光技术等激光技术研究。承担自然科学基金面上项目与重大项目的子课题, 863 项目 4 项, 973 项目的子课题 1 项, 中科院重要方向项目, 中科院重点部署项目等。2017 年, “特种红外固体激光技术”获国家技术发明二等奖, 排名第二; 2015 年, “天文成像用双峰谱型匹配微秒脉冲钠信标激光技术研发及应用”获北京市科学技术二等奖, 排名第二; 2011 年, 获 863 先进个人称号。Email: boyong@tsinghua.org.cn