

Accurate frequency estimator for optical coherent M-PSK system based on FFT and multiple signal classification algorithm

Zhang Kewei^{1,2}, Wang Wei¹, Zhao Wei¹, Xie Xiaoping¹

(1. State Key Laboratory of Transient Optics and Photonics, Xi'an Institute of Optics and Precision Mechanics, Chinese Academy of Sciences, Xi'an 710119, China; 2. University of Chinese Academy of Sciences, Beijing 100049, China)

Abstract: For optical coherent M-ary phase-shift-keying (M-PSK) system, the frequency offset algorithm based on differential phase or FFT maximization which was widely used is difficult to achieve MHz estimation error when the data length is short, which is difficult for the following carrier phase estimation to recover the data. To meet the needs of high accuracy and real-time performance for frequency offset estimation in the M-PSK system, a frequency estimator based on fast Fourier transform and multiple signal classification (MUSIC) was proposed and investigated. For the first time, MUSIC algorithm was used in this area. The proposed algorithm is accurate especially when the data length is short. The principle and flowchart were proposed to illustrate the algorithm. Numerical simulations of 20-Gbaud QPSK coherent systems were carried out to demonstrate this algorithm.

Key words: coherent detection; fast Fourier transform (FFT); frequency offset estimation; M-ary phase-shift-keying (M-PSK); multiple signal classification (MUSIC); optical communication

CLC number: TN350.8 **Document code:** A **Article ID:** 1007-2276(2015)05-1593-05

基于 FFT 和多重信号分类算法的高精度相干光相移键控信号频率偏移估计算法研究

张珂卫^{1,2}, 汪伟¹, 赵卫¹, 谢小平¹

(1. 中国科学院西安光学精密机械研究所, 瞬态光学与光子技术国家重点实验室, 陕西 西安 710119;
2. 中国科学院大学, 北京 100049)

摘要: 针对相移键控(MPSK)相干光通信系统中的频率偏移,最常用的两种算法是基于差分相位或者 FFT 最大值的算法,但是当数据长度较短时,两种算法均很难实现 MHz 的估计误差,这将使得后续载波相位恢复估计很难恢复原始数据。为满足 MPSK 系统中频率偏移估计算法高精度和实时性的要求,首次将多重信号分类算法引入该问题,提出一种基于快速傅里叶变换和多重信号分类的频率估计算法,该算法在数据较短时精度很高。利用基本原理和流程图对算法加以说明,并进行了 20-GBaud/

收稿日期:2014-09-10; 修订日期:2014-10-15

基金项目:国家自然科学基金重点项目(61231012)

作者简介:张珂卫(1989-),男,硕士生,主要从事高灵敏度光接收方面的研究。Email:zhangkewei@opt.cn

导师简介:赵卫(1963-),男,研究员,博士生导师,主要从事超快光学、超快光电子学、高功率激光技术及光通信等方面的研究。

Email:weiz@opt.ac.cn

sQPSK 相干光系统仿真实验验证算法切实可行。

关键词: 相干探测; 快速傅里叶变换; 频率偏移估计; 相移键控; 多重信号分类; 光通信

0 Introduction

Coherent detection using digital signal processing (DSP) techniques for free-running local oscillator (LO) lasers has been proposed since 1991^[1]. But the invention of erbium-doped fiber amplifier (EDFA) makes the intensity modulation/direct detection(IM/DD) dominant in optical communication system. In recent years, coherent detection combined with DSP has renewed interest not only because it can achieve higher spectral efficiency which is suitable for large capacity and high speed communication system, but also enables compensation of transmission impairments such as chromatic dispersion (CD), polarization mode dispersion (PMD), phase noise and so on in electronic domain^[2-3].

In DSP-based phase estimations (PEs), feed-forward approach is preferred. But in this approach, due to the frequency offset between the transmit laser and local oscillator (LO), the received data constellation for the phase-modulation transport system would suffer a huge degradation and result in a degradation in bit-error-rate(BER). In previous literatures, some frequency offset estimators for the optical coherent M-ary phase-shift-keying (M-PSK) system have been presented^[4-7]. The widely used frequency offset estimators for optical communications are differential phase based method and FFT maximization based method^[8-9]. But differential phase based method cannot achieve high accuracy. The FFT algorithm can improve the performance when the FFT point is large, but it is still difficult to achieve high accuracy under the influence of spectral leakage and picket-fence effect. What is more, the both two estimators cannot achieve several MHz estimation error when the data length is short. This would significantly affect the performance of the system and it is difficult for the following carrier phase estimation to recover the data.

The multiple signal classification(MUSIC) algorithm^[10] is based on model of harmonic signals and has been widely used in array signal processing to estimate the Direction of Arrival (DOA) since it can estimate frequency to infinite precision. But the algorithm has to search spectral peak in the full range frequency domain and results in a large amount of calculation.

In this paper, MUSIC algorithm combined with FFT is proposed to estimate the frequency offset between signal and local oscillator for optical coherent M-PSK system to achieve high accuracy and real-time performance. First M th operation is used to erase the modulation phase. Then FFT is used to search the spectral peak and estimate the frequency offset coarsely. At last interpolation and MUSIC are used around the spectral peak to achieve the accurate estimation. Simulations for 20-Gbaud QPSK are employed to demonstrate this algorithm. The results show that the range of the frequency offset estimation can cover (-2.5 GHz, +2.5 GHz); the average and maximum estimation errors are well below 0.1 MHz and 0.8 MHz, respectively.

1 Principle

The n th received symbol of coherent M-PSK signal can be described as^[7]

$$S_n = I_n + jQ_n = \exp[j(\theta_n + \varphi_n + 2\pi\Delta f n T_s)] + N_n \quad (1)$$

Where θ is modulated data phase, and φ is the laser phase noise. The phase difference between two adjacent symbols($\varphi_n - \varphi_{n-1}$) follows Gaussian distribution. Frequency offset between the transmit laser frequency f_i and the LO frequency f_{LO} is denoted as $\Delta f = f_i - f_{LO}$. Symbol duration is represented as T_s , and N_n is amplified spontaneous emission (ASE) noise.

It is obvious that the modulated data phase would be erased after the M th operation and the signal can be written as:

$$S_n^M = \exp(j2\pi M\Delta f n T_s + M\theta) + N_n' \quad (2)$$

Performing FFT on formula(2) and searching the maximum in the discrete spectrum, there is a relationship between the peak frequency and the frequency offset^[9,11]. As is shown in Fig.1, it is the spectrum of the 20-Gbaud QPSK signal's 4th power with 1 GHz frequency offset in the simulation. We can see that the peak appears at 4 GHz while the frequency offset is 1 GHz, and the frequency offset can be obtained through the division of the peak frequency by 4.

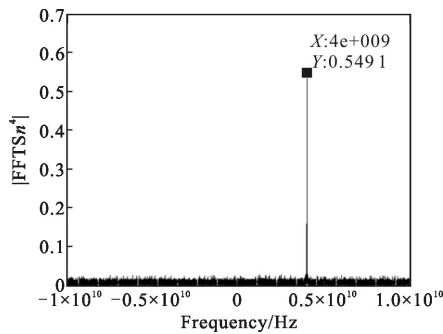


Fig.1 FFT on the 4th power of the signal

For $(N+1)$ signal, we assume that:

$$e_i = [1, e^{jw_i}, \dots, e^{jw_i N}]^T \quad (3)$$

$$e_i = [1, e^{jw_i}, \dots, e^{jw_i N}] \quad i=1, 2, \dots, p \quad (4)$$

Where p is the number of sinusoid contained in the signal.

We can get the correlation matrix as follows:

$$R_y(\tau) = \sum_{i=1}^p e_i e_i^H + \sigma^2 I \quad (5)$$

and the singular value decomposition (SVD) of $R_y(\tau)$ is:

$$R_y(\tau) = V S U^H \quad (6)$$

Where V, U are the unitary matrix composed of left and right singular vector of $R_y(\tau)$, respectively. $S = \text{diag}(\alpha_1, \dots, \alpha_N)$, and α is the singular value of $R_y(\tau)$. Then we set:

$$R = E(R_y R_y^H) = H S^2 V^H \quad (7)$$

From (7), we can see that the singular vector V of $R_y(\tau)$ is also the eigenvector of R . So we can get the signal subspace V_s and noise subspace V_n from the SVD of $R_y(\tau)$. According to the principle of MUSIC, spatial spectra can be constructed in formular(8)

$$P(w) = 1 / (\alpha^H(w) V_n V_n^H \alpha(w)) \quad (8)$$

When searching the spectral peak of pseudo-spectral, we can get the signal frequency accurately^[12]. Fig.2 is the block flowchart of the proposed frequency estimator. The frequency estimator is shown in the red dash dot frame ($m=100$ in our simulations)

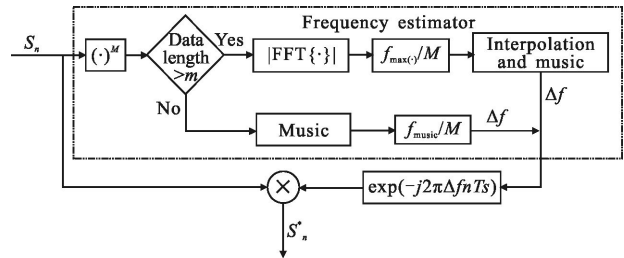


Fig.2 Block diagram of the algorithm

As shown in Fig.2, five steps are used to estimate the frequency offset Δf :

- (1) Raise the received symbol to M th power so that the modulated data phase is erased.
- (2) Compare data length with m ($m=100$ in simulations). If data length is less than m , only MUSIC is used because MUSIC is accurate and quick enough to estimate the frequency. Otherwise go to step 3.
- (3) Perform FFT on the data and find out the frequency of the maximum in the discrete spectrum. After that, frequency offset is obtained through the division of the peak frequency by M and the coarse estimation is accomplished.
- (4) Abstract the former and latter two data around the spectral peak and use interpolation to subdivide the spectral. Finally, MUSIC is used to estimate the frequency offset accurately.
- (5) Finally output $S_n^* = S_n \times \exp(-j2\pi\Delta f n T_s)$

Even though using interpolation and MUSIC algorithm would increase the computing time and complexity slightly, this algorithm is more accurate than the FFT based estimators and much more simple and real-time than MUSIC algorithm. The value of m is depending on the practical system to achieve more accurate or more real-time.

2 Simulation results

Simulations for 20-Gbaud QPSK transmission system are carried out to investigate the performance of the proposed algorithm. The data length is set to be 215 and the laser linewidth is 0.1 MHz. Signal-to-noise ratio (SNR) stands for the ratio of the signal power and ASE noise power in the electrical domain. In simulation, we set SNR to be 12 dB and 1 000 simulations for each frequency offset. In Fig.3 (the max estimation error of differential phase is not shown because it is too large), the max estimation error of our estimator is below 0.8 MHz and the mean estimation error is well below 0.1 MHz through the whole estimation range (-2.5 GHz, 2.5 GHz), which covers the range of most frequency offset^[13]. It is clear that the mean estimation error of our estimator is below that of FFT and much smaller than that of differential phase.

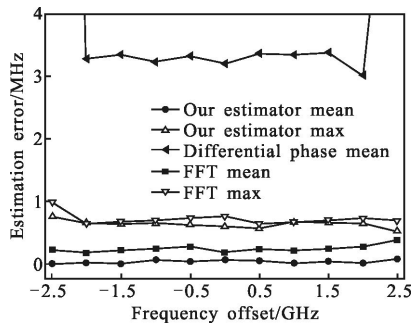


Fig.3 Absolute values of estimation error under(-2.5 GHz, 2.5 GHz) frequency offsets for 20-Gbaud QPSK

Fig.4 shows mean estimation error versus SNR under different data lengths (same as the sample size of FFT), which is denoted as 2^m . The frequency offset is 1 GHz with 1 000 simulations for each SNR. It is clear that the mean error of our estimator is smaller than that of FFT and much smaller than that of differential phase in the case that the SNR is low and data length is long. The mean estimation error is not sensitive to the SNR when the data length is long owing to the SNR improvement from time domain to discrete spectrum during FFT operation^[14]. While the

data length is 25, the mean estimation error declines quickly since only MUSIC is used if the data length is less than 100. We can conclude that the combination of FFT and MUSIC takes advantages of both algorithms to achieve high accuracy and real-time performance simultaneously. The balance between them depends on practical system.

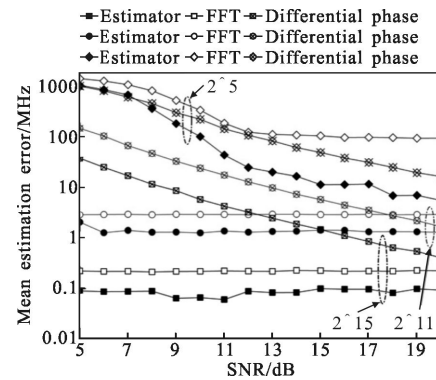


Fig.4 Mean estimation error versus SNR under different data length using FFT, differential phase and estimator

3 Conclusions

An accurate frequency offset estimation algorithm for optical coherent M-PSK system based on FFT and MUSIC algorithm has been proposed and investigated to achieve high accuracy and real-time performance. The estimator has excellent performance especially under the condition of data length is short with high SNR. The principle and flowchart has been proposed to illustrate the algorithm. Numerical simulations for 20-Gbaud QPSK are also carried out to demonstrate the algorithm and the results show that the mean estimation error is as low as 0.1 MHz through the entire estimation range(-2.5 GHz, 2.5 GHz). Meanwhile, the estimation error satisfies the requirement of the following phase estimation significantly. The algorithm is suitable for all M-PSK system and the estimation range covers $(-B/(2*M), +B/(2*M))$, where B denotes baud rate.

References:

- [1] Derr F. Optical QPSK transmission system with novel digital

- receiver concept [J]. *Electron Lett*, 1991, 23: 2177–2179.
- [2] Li G. Recent advances in coherent optical communication [J]. *Adv Opt Photon*, 2009, 1: 279–307
- [3] Ip E, Lau A P T, Barros D J F, et al. Coherent detection in optical fiber systems [J]. *Opt Express*, 2008, 16 (2): 735–791.
- [4] Leven A, Kaneda N, Koo U V, et al. Frequency estimation in intradyne reception[J]. *IEEE Photon Technol Lett*, 2007, 19(6): 366–368.
- [5] Li L, Tao Z, Oda S, et al. Wide-range, accurate and simple digital frequency offset compensator for optical coherent receivers [C]//Optical Fiber Communication Conf. and Exposition and The National Fiber Optic Engineers Conf, 2008.
- [6] Hoffmann S, Bhandare S, Pfau T, et al. Frequency and phase estimation for coherent QPSK transmission with unlocked DFB lasers [J]. *IEEE Photon Technol Lett*, 2008, 20(18): 1569–1571.
- [7] Cao Y W, Yu S, Shen J, et al. Frequency estimation for optical coherent MPSK system without removing modulated data phase [J]. *IEEE Photon Technol Lett*, 2010, 22(10): 691–693.
- [8] Selmi M. Advanced digital signal processing tools for QAM-based optical fiber communications[D]. Paris: Dept Commun and Elect, Telecon Paris Tech Univ, 2011.
- [9] Savory S. Digital coherent optical receivers: Algorithm and subsystems [J]. *IEEE Journal of Selected Topics in Quantum Electronics*, 2010, 16(5): 1164–1179.
- [10] Schmidt R O. Multiple emitter location and signal parameter estimation[J]. *IEEE Trans*, 1986, 34: 276–280.
- [11] Morelli M, Mengali U. Feedforward frequency estimation for PSK: a tutorial review [J]. *European Transactions on Telecommunications*, 1998, 9: 103–115.
- [12] Li Tong, Tang Yinhiu, Lv Jun. Parameter estimation of FH signals based on STFT and MUSIC algorithm[C]//ICCASM 2010 of Conf, 2010, 5: V5-232–V2-236.
- [13] Optical Internetworking Forum, Integrable Tunable Laser Assembly MSA OIF-ITLA-MSA-01. 1, Nov. 2005.
- [14] Gao Z B, Wang X, Chang B. A study on influencing factors for the output signal-to-noise ratio of FFT processor and its utilization[C]//IEEE ICOSP 2006 of Conf, 2006, 1.